

**JUDICIARY**




Analyst: Robin R. Risko  
[rrisko@house.mi.gov](mailto:rrisko@house.mi.gov)  
 Phone: (517) 373-8080

	Funding Source	FY 2022-23 Year-to-Date (02/08/23)	Changes from FY 2022-23 YTD				FY 2023-24 Appropriated Amounts			
			REV Executive 04/18/23	House 05/10/23	Senate 05/09/23	Conference 06/28/23	Executive	House	Senate	Conference
<b>APPROPRIATION SUMMARY</b>										
	FTE-exempt	537.0	51.0	57.0	55.0	61.0	588.0	594.0	592.0	598.0
	FTE-judges	589.0	(2.0)	(2.0)	(2.0)	(2.0)	587.0	587.0	587.0	587.0
	<b>Gross</b>	<b>\$483,505,700</b>	<b>(\$128,570,900)</b>	<b>(\$111,277,500)</b>	<b>(\$132,033,400)</b>	<b>(\$127,577,500)</b>	<b>\$354,934,800</b>	<b>\$372,228,200</b>	<b>\$351,472,300</b>	<b>\$355,928,200</b>
	IDG	1,902,300	0	0	0	0	1,902,300	1,902,300	1,902,300	1,902,300
	Federal	6,340,300	411,000	411,000	411,000	411,000	6,751,300	6,751,300	6,751,300	6,751,300
	Local	7,782,600	(7,782,600)	(7,782,600)	(7,782,600)	(7,782,600)	0	0	0	0
	Private	1,524,200	199,700	179,700	(300)	379,700	1,723,900	1,703,900	1,523,900	1,903,900
	Restricted	95,181,400	(28,800)	(28,800)	(28,800)	(28,800)	95,152,600	95,152,600	95,152,600	95,152,600
	GF/GP	\$370,774,900	(\$121,370,200)	(\$104,056,800)	(\$124,632,700)	(\$120,556,800)	\$249,404,700	\$266,718,100	\$246,142,200	\$250,218,100


**JUDICIARY**

HOUSE <b>FISCAL</b> AGENCY	Analyst: Robin R. Risko <a href="mailto:rrisko@house.mi.gov">rrisko@house.mi.gov</a> Phone: (517) 373-8080	Funding Source	FY 2022-23 Year-to-Date (02/08/23)	Changes from FY 2022-23 YTD				FY 2023-24 Appropriated Amounts			
				REV Executive 04/18/23	House 05/10/23	Senate 05/09/23	Conference 06/28/23	Executive	House	Senate	Conference
<b>Sec. 102. SUPREME COURT</b>											
		FTE-exempt	253.0	34.0	34.0	34.0	38.0	287.0	287.0	287.0	291.0
		<b>Gross</b>	<b>\$76,565,800</b>	<b>\$7,822,700</b>	<b>\$6,221,300</b>	<b>\$6,810,200</b>	<b>\$7,221,300</b>	<b>\$84,388,500</b>	<b>\$82,787,100</b>	<b>\$83,376,000</b>	<b>\$83,787,100</b>
		IDG	1,652,300	0	0	0	0	1,652,300	1,652,300	1,652,300	1,652,300
		Federal	5,763,300	411,800	411,800	411,800	411,800	6,175,100	6,175,100	6,175,100	6,175,100
		Local	7,782,600	(7,782,600)	(7,782,600)	(7,782,600)	(7,782,600)	0	0	0	0
		Private	1,435,800	(300)	(300)	(300)	(300)	1,435,500	1,435,500	1,435,500	1,435,500
		Restricted	7,832,500	(5,100)	(5,100)	(5,100)	(5,100)	7,827,400	7,827,400	7,827,400	7,827,400
		GF/GP	\$52,099,300	\$15,198,900	\$13,597,500	\$14,186,400	\$14,597,500	\$67,298,200	\$65,696,800	\$66,285,700	\$66,696,800
<b>1. Community Dispute Resolution</b>											
		FTE-exempt	3.0	0.0	0.0	0.0	0.0	3.0	3.0	3.0	3.0
		<b>Gross</b>	<b>\$3,370,400</b>	<b>\$100</b>	<b>\$100</b>	<b>\$100</b>	<b>\$100</b>	<b>\$3,370,500</b>	<b>\$3,370,500</b>	<b>\$3,370,500</b>	<b>\$3,370,500</b>
		Private	85,000	0	0	0	0	85,000	85,000	85,000	85,000
		Restricted	2,406,300	100	100	100	100	2,406,400	2,406,400	2,406,400	2,406,400
		GF/GP	\$879,100	\$0	\$0	\$0	\$0	\$879,100	\$879,100	\$879,100	\$879,100
Reflects a net increase in costs for employee-related economics: increase for negotiated salaries and wages (2.0% on October 1, 2023), increase for retirement and FICA, and decrease for other employment retirement costs.		<b>Gross</b>		<b>\$100</b>	<b>\$100</b>	<b>\$100</b>	<b>\$100</b>				
		Restricted		100	100	100	100				
		GF/GP		\$0	\$0	\$0	\$0				
<b>2. Direct Trial Court Automation Support</b>											
		FTE-exempt	44.0	(44.0)	(44.0)	(44.0)	(44.0)	0.0	0.0	0.0	0.0
		<b>Gross</b>	<b>\$7,782,600</b>	<b>(\$7,782,600)</b>	<b>(\$7,782,600)</b>	<b>(\$7,782,600)</b>	<b>(\$7,782,600)</b>	<b>\$0</b>	<b>\$0</b>	<b>\$0</b>	<b>\$0</b>
		Local	7,782,600	(7,782,600)	(7,782,600)	(7,782,600)	(7,782,600)	0	0	0	0
		GF/GP	\$0	\$0	\$0	\$0	\$0	\$0	\$0	\$0	\$0
Consolidates the Direct Trial Court Automation Support line item with the Judicial Information Systems line item as part of implementing the statewide judicial case management system and eliminating the cost to trial courts for providing online court services and resource sharing.		FTE-exempt		(44.0)	(44.0)	(44.0)	(44.0)				
		<b>Gross</b>		<b>(\$7,782,600)</b>	<b>(\$7,782,600)</b>	<b>(\$7,782,600)</b>	<b>(\$7,782,600)</b>				
		Local		(7,782,600)	(7,782,600)	(7,782,600)	(7,782,600)				
		GF/GP		\$0	\$0	\$0	\$0				
<b>3. Drug Treatment Courts</b>											
		FTE-exempt	0.0	2.0	2.0	2.0	2.0	2.0	2.0	2.0	2.0
		<b>Gross</b>	<b>\$12,648,200</b>	<b>\$0</b>	<b>\$0</b>	<b>\$0</b>	<b>\$0</b>	<b>\$12,648,200</b>	<b>\$12,648,200</b>	<b>\$12,648,200</b>	<b>\$12,648,200</b>
		IDG	1,500,000	0	0	0	0	1,500,000	1,500,000	1,500,000	1,500,000
		Federal	2,145,000	0	0	0	0	2,145,000	2,145,000	2,145,000	2,145,000
		Restricted	1,920,500	0	0	0	0	1,920,500	1,920,500	1,920,500	1,920,500
		GF/GP	\$7,082,700	\$0	\$0	\$0	\$0	\$7,082,700	\$7,082,700	\$7,082,700	\$7,082,700
Includes authorization for FTE positions associated with this line item. The funding impact is \$0 because funding for the positions has already been appropriated.		FTE-exempt		2.0	2.0	2.0	2.0				
		<b>Gross</b>		<b>\$0</b>	<b>\$0</b>	<b>\$0</b>	<b>\$0</b>				
		GF/GP		\$0	\$0	\$0	\$0				

**JUDICIARY**

	Analyst: Robin R. Risko <a href="mailto:rrisko@house.mi.gov">rrisko@house.mi.gov</a> Phone: (517) 373-8080	Funding Source	FY 2022-23 Year-to-Date (02/08/23)	Changes from FY 2022-23 YTD				FY 2023-24 Appropriated Amounts				
				REV Executive 04/18/23	House 05/10/23	Senate 05/09/23	Conference 06/28/23	Executive	House	Senate	Conference	
<b>4. Foster Care Review Board</b>		FTE-exempt	10.0	0.0	0.0	0.0	0.0	10.0	10.0	10.0	10.0	
		<b>Gross</b>	<b>\$1,386,800</b>	<b>(\$5,800)</b>	<b>(\$5,800)</b>	<b>(\$5,800)</b>	<b>(\$5,800)</b>	<b>\$1,381,000</b>	<b>\$1,381,000</b>	<b>\$1,381,000</b>	<b>\$1,381,000</b>	
		Federal	320,100	(1,000)	(1,000)	(1,000)	(1,000)	319,100	319,100	319,100	319,100	
		GF/GP	\$1,066,700	(\$4,800)	(\$4,800)	(\$4,800)	(\$4,800)	\$1,061,900	\$1,061,900	\$1,061,900	\$1,061,900	
Reflects a net decrease in costs for employee-related economics: increase for negotiated salaries and wages (2.0% on October 1, 2023), increase for retirement and FICA, and decrease for other employment retirement costs.		<b>Gross</b>		<b>(\$5,800)</b>	<b>(\$5,800)</b>	<b>(\$5,800)</b>	<b>(\$5,800)</b>					
		Federal		(1,000)	(1,000)	(1,000)	(1,000)					
		GF/GP		(\$4,800)	(\$4,800)	(\$4,800)	(\$4,800)					
<b>5. Jail Reform Advisory Support</b>		FTE-exempt	1.0	0.0	0.0	0.0	0.0	1.0	1.0	1.0	1.0	
		<b>Gross</b>	<b>\$153,900</b>	<b>(\$800)</b>	<b>(\$800)</b>	<b>(\$800)</b>	<b>(\$800)</b>	<b>\$153,100</b>	<b>\$153,100</b>	<b>\$153,100</b>	<b>\$153,100</b>	
		GF/GP	\$153,900	(\$800)	(\$800)	(\$800)	(\$800)	\$153,100	\$153,100	\$153,100	\$153,100	
		<b>Gross</b>		<b>(\$800)</b>	<b>(\$800)</b>	<b>(\$800)</b>	<b>(\$800)</b>					
Reflects a net decrease in costs for employee-related economics: increase for negotiated salaries and wages (2.0% on October 1, 2023), increase for retirement and FICA, and decrease for other employment retirement costs.		GF/GP		(\$800)	(\$800)	(\$800)	(\$800)					
<b>6. Judicial Information Systems</b>		FTE-exempt	24.0	60.0	60.0	60.0	60.0	84.0	84.0	84.0	84.0	
		<b>Gross</b>	<b>\$5,757,800</b>	<b>\$12,473,800</b>	<b>\$9,973,400</b>	<b>\$12,473,800</b>	<b>\$11,872,400</b>	<b>\$18,231,600</b>	<b>\$15,731,200</b>	<b>\$18,231,600</b>	<b>\$17,630,200</b>	
		IDG	52,300	0	0	0	0	52,300	52,300	52,300	52,300	
		Federal	231,900	0	0	0	0	231,900	231,900	231,900	231,900	
		GF/GP	\$5,473,600	\$12,473,800	\$9,973,400	\$12,473,800	\$11,872,400	\$17,947,400	\$15,447,000	\$17,947,400	\$17,346,000	
	a. <u>Executive</u> includes funding and FTE position authorization for continued support of the statewide judicial case management system. Of the total, \$6.0 million would be used to support staff and operating costs as trial courts transition to the system, and \$6.5 million would be used to offset local user fee revenue that was previously paid by trial courts that have already transitioned to the system. <u>House</u> includes additional FTE positions and \$10.0 million (\$6.5 to offset lost local user fee revenue; \$3.5 million for staff and operating costs). <u>Senate</u> includes funding and FTE positions as recommended by the executive. <u>Conference</u> includes \$11.9 million (\$6.5 million to offset lost local user fee revenue; \$5.4 million for staff and operating costs).		FTE-exempt		60.0	60.0	60.0	60.0				
		<b>Gross</b>			<b>\$12,500,500</b>	<b>\$10,000,100</b>	<b>\$12,500,500</b>	<b>\$11,899,100</b>				
		GF/GP			\$12,500,500	\$10,000,100	\$12,500,500	\$11,899,100				
	b. Reflects a net decrease in costs for employee-related economics: increase for negotiated salaries and wages (2.0% on October 1, 2023), increase for retirement and FICA, and decrease for other employment retirement costs.		<b>Gross</b>		<b>(\$26,700)</b>	<b>(\$26,700)</b>	<b>(\$26,700)</b>	<b>(\$26,700)</b>				
		GF/GP			(\$26,700)	(\$26,700)	(\$26,700)	(\$26,700)				


**JUDICIARY**

	Analyst: Robin R. Risko <a href="mailto:rrisko@house.mi.gov">rrisko@house.mi.gov</a> Phone: (517) 373-8080	Funding Source	FY 2022-23 Year-to-Date (02/08/23)	Changes from FY 2022-23 YTD				FY 2023-24 Appropriated Amounts			
				REV Executive 04/18/23	House 05/10/23	Senate 05/09/23	Conference 06/28/23	Executive	House	Senate	Conference
<b>7. Judicial Institute</b>		FTE-exempt	13.0	3.0	3.0	3.0	3.0	16.0	16.0	16.0	16.0
		<b>Gross</b>	<b>\$2,496,800</b>	<b>\$198,500</b>	<b>\$173,500</b>	<b>\$198,500</b>	<b>\$198,500</b>	<b>\$2,695,300</b>	<b>\$2,670,300</b>	<b>\$2,695,300</b>	<b>\$2,695,300</b>
		IDG	100,000	0	0	0	0	100,000	100,000	100,000	100,000
		Federal	225,000	(1,000)	(1,000)	(1,000)	(1,000)	224,000	224,000	224,000	224,000
		Private	64,200	0	0	0	0	64,200	64,200	64,200	64,200
		GF/GP	\$2,107,600	\$199,500	\$174,500	\$199,500	\$199,500	\$2,307,100	\$2,282,100	\$2,307,100	\$2,307,100
a. Includes funding and FTE position authorization for curriculum development, including expanded online training modules, virtual training, and implementation of a system that tracks attendance and participation at mandatory continuing judicial education events.		FTE-exempt		1.0	1.0	1.0	1.0				
		<b>Gross</b>		<b>\$182,000</b>	<b>\$182,000</b>	<b>\$182,000</b>	<b>\$182,000</b>				
		GF/GP		\$182,000	\$182,000	\$182,000	\$182,000				
b. <u>Executive</u> includes funding to support the Task Force on Juvenile Justice Reform's recommendation on establishment, certification, and training on juvenile-specific probation standards. <u>House</u> does not include additional funding. <u>Senate</u> includes additional funding. <u>Conference</u> includes additional funding.		<b>Gross</b>		<b>\$25,000</b>	<b>\$0</b>	<b>\$25,000</b>	<b>\$25,000</b>				
		GF/GP		\$25,000	\$0	\$25,000	\$25,000				
c. Includes FTE position authorization for implementation of the mandatory continuing judicial education program. The funding impact is \$0 because funding for the positions has already been appropriated.		FTE-exempt		2.0	2.0	2.0	2.0				
		<b>Gross</b>		<b>\$0</b>	<b>\$0</b>	<b>\$0</b>	<b>\$0</b>				
		GF/GP		\$0	\$0	\$0	\$0				
d. Reflects a net decrease in costs for employee-related economics: increase for negotiated salaries and wages (2.0% on October 1, 2023), increase for retirement and FICA, and decrease for other employment retirement costs.		<b>Gross</b>		<b>(\$8,500)</b>	<b>(\$8,500)</b>	<b>(\$8,500)</b>	<b>(\$8,500)</b>				
		Federal		(1,000)	(1,000)	(1,000)	(1,000)				
		GF/GP		(\$7,500)	(\$7,500)	(\$7,500)	(\$7,500)				
<b>8. Justice For All Initiative</b>	<b>**NEW LINE ITEM**</b>	FTE-exempt	0.0	2.0	2.0	2.0	2.0	2.0	2.0	2.0	2.0
		<b>Gross</b>	<b>\$0</b>	<b>\$1,525,000</b>	<b>\$1,525,000</b>	<b>\$1,525,000</b>	<b>\$1,525,000</b>	<b>\$1,525,000</b>	<b>\$1,525,000</b>	<b>\$1,525,000</b>	<b>\$1,525,000</b>
		GF/GP	\$0	\$1,525,000	\$1,525,000	\$1,525,000	\$1,525,000	\$1,525,000	\$1,525,000	\$1,525,000	\$1,525,000
Creates a new line item to more easily track funding and activities associated with the Justice for All initiative, which was previously included as part of the State Court Administrative Office line item.		FTE-exempt		2.0	2.0	2.0	2.0				
		<b>Gross</b>		<b>\$1,525,000</b>	<b>\$1,525,000</b>	<b>\$1,525,000</b>	<b>\$1,525,000</b>				
		GF/GP		\$1,525,000	\$1,525,000	\$1,525,000	\$1,525,000				
<b>9. Mental Health Courts and Diversion Services</b>		FTE-exempt	1.0	0.0	0.0	0.0	0.0	1.0	1.0	1.0	1.0
		<b>Gross</b>	<b>\$5,708,400</b>	<b>(\$800)</b>	<b>\$999,200</b>	<b>(\$800)</b>	<b>(\$800)</b>	<b>\$5,707,600</b>	<b>\$6,707,600</b>	<b>\$5,707,600</b>	<b>\$5,707,600</b>
		GF/GP	\$5,708,400	(\$800)	\$999,200	(\$800)	(\$800)	\$5,707,600	\$6,707,600	\$5,707,600	\$5,707,600
a. <u>House</u> includes funding for expansion of mental health treatment courts.		<b>Gross</b>		<b>\$0</b>	<b>\$1,000,000</b>	<b>\$0</b>	<b>\$0</b>				
		GF/GP		\$0	\$1,000,000	\$0	\$0				
b. Reflects a net decrease in costs for employee-related economics: increase for negotiated salaries and wages (2.0% on October 1, 2023), increase for retirement and FICA, and decrease for other employment retirement costs.		<b>Gross</b>		<b>(\$800)</b>	<b>(\$800)</b>	<b>(\$800)</b>	<b>(\$800)</b>				
		GF/GP		(\$800)	(\$800)	(\$800)	(\$800)				

**JUDICIARY**

HOUSE <b>FISCAL</b> AGENCY	Analyst: Robin R. Risko <a href="mailto:rrisko@house.mi.gov">rrisko@house.mi.gov</a> Phone: (517) 373-8080	Funding Source	FY 2022-23 Year-to-Date (02/08/23)	Changes from FY 2022-23 YTD				FY 2023-24 Appropriated Amounts			
				REV Executive 04/18/23	House 05/10/23	Senate 05/09/23	Conference 06/28/23	Executive	House	Senate	Conference
<b>10. Next Generation Michigan Court System</b>		<b>Gross</b>	<b>\$4,116,000</b>	<b>\$0</b>	<b>\$0</b>	<b>\$0</b>	<b>\$0</b>	<b>\$4,116,000</b>	<b>\$4,116,000</b>	<b>\$4,116,000</b>	<b>\$4,116,000</b>
		GF/GP	\$4,116,000	\$0	\$0	\$0	\$0	\$4,116,000	\$4,116,000	\$4,116,000	\$4,116,000
Retains current year funding levels.		<b>Gross</b>		<b>\$0</b>	<b>\$0</b>	<b>\$0</b>	<b>\$0</b>				
		GF/GP		\$0	\$0	\$0	\$0				
<b>11. Other Federal Grants</b>		<b>Gross</b>	<b>\$275,100</b>	<b>\$0</b>	<b>\$0</b>	<b>\$0</b>	<b>\$0</b>	<b>\$275,100</b>	<b>\$275,100</b>	<b>\$275,100</b>	<b>\$275,100</b>
		Federal	275,100	0	0	0	0	275,100	275,100	275,100	275,100
		GF/GP	\$0	\$0	\$0	\$0	\$0	\$0	\$0	\$0	\$0
Retains current year funding levels.		<b>Gross</b>		<b>\$0</b>	<b>\$0</b>	<b>\$0</b>	<b>\$0</b>				
		GF/GP		\$0	\$0	\$0	\$0				
<b>12. State Court Administrative Office</b>		FTE-exempt	65.0	11.0	11.0	11.0	15.0	76.0	76.0	76.0	80.0
		<b>Gross</b>	<b>\$12,919,900</b>	<b>\$1,322,000</b>	<b>\$1,246,000</b>	<b>\$309,500</b>	<b>\$1,322,000</b>	<b>\$14,241,900</b>	<b>\$14,165,900</b>	<b>\$13,229,400</b>	<b>\$14,241,900</b>
		Federal	2,566,200	413,800	413,800	413,800	413,800	2,980,000	2,980,000	2,980,000	2,980,000
		Private	1,286,600	(300)	(300)	(300)	(300)	1,286,300	1,286,300	1,286,300	1,286,300
		Restricted	1,148,600	(3,100)	(3,100)	(3,100)	(3,100)	1,145,500	1,145,500	1,145,500	1,145,500
		GF/GP	\$7,918,500	\$911,600	\$835,600	(\$100,900)	\$911,600	\$8,830,100	\$8,754,100	\$7,817,600	\$8,830,100
a. <u>Executive</u> includes funding and FTE position authorization to support the Task Force on Juvenile Justice Reform's recommendation #2 which is to establish a Juvenile Justice Services Division within SCAO. The division would coordinate implementation of risk/needs and detention screening and assessment tools, provide technical assistance in local implementation of policies, programs, and practices, and coordinate statewide court policies, funding, and data collection. <u>House</u> includes additional funding and FTE positions, but less funding than the executive. <u>Senate</u> includes additional funding and FTE positions, but less funding than the executive. <u>Conference</u> includes funding and FTE positions as recommended by the executive.		FTE-exempt		13.0	13.0	13.0	13.0				
		<b>Gross</b>		<b>\$2,000,000</b>	<b>\$1,924,000</b>	<b>\$987,500</b>	<b>\$2,000,000</b>				
		GF/GP		\$2,000,000	\$1,924,000	\$987,500	\$2,000,000				
b. Includes funding for continuing the Justice for All initiative implemented in FY 2021-22, but transfers funding and associated FTE positions to a new line item created specifically for the program. The Justice for All initiative aims to simplify the court system, court rules, processes, and forms in order to increase court and community engagement and access to justice. Funding would be used for process improvements, pilot programs, training court personnel, and community outreach.		Gross		(2.0)	(2.0)	(2.0)	(2.0)				
		<b>Gross</b>		<b>(\$1,050,000)</b>	<b>(\$1,050,000)</b>	<b>(\$1,050,000)</b>	<b>(\$1,050,000)</b>				
		GF/GP		(\$1,050,000)	(\$1,050,000)	(\$1,050,000)	(\$1,050,000)				
c. Includes authorization for SCAO to receive federal Safe Access for Victims Economic Security (SAVES) grant funding made available by the U.S. Department of Human Services, Office of Child Support Enforcement. Funding would be used to increase safe access to child support services for domestic violence victims/survivors who currently are not receiving the services.		<b>Gross</b>		<b>\$420,000</b>	<b>\$420,000</b>	<b>\$420,000</b>	<b>\$420,000</b>				
		Federal		420,000	420,000	420,000	420,000				
		GF/GP		\$0	\$0	\$0	\$0				
d. Reflects a net decrease in costs for employee-related economics: increase for negotiated salaries and wages (2.0% on October 1, 2023), increase for retirement and FICA, and decrease for other employment retirement costs.		<b>Gross</b>		<b>(\$48,000)</b>	<b>(\$48,000)</b>	<b>(\$48,000)</b>	<b>(\$48,000)</b>				
		Federal		(6,200)	(6,200)	(6,200)	(6,200)				
		Private		(300)	(300)	(300)	(300)				
		Restricted		(3,100)	(3,100)	(3,100)	(3,100)				
		GF/GP		(\$38,400)	(\$38,400)	(\$38,400)	(\$38,400)				
e. <u>Conference</u> includes authorization for an additional 4.0 FTE positions.		FTE-exempt		0.0	0.0	0.0	4.0				
		<b>Gross</b>		<b>\$0</b>	<b>\$0</b>	<b>\$0</b>	<b>\$0</b>				
		GF/GP		\$0	\$0	\$0	\$0				

**JUDICIARY**

	Analyst: Robin R. Risko <a href="mailto:rrisko@house.mi.gov">rrisko@house.mi.gov</a> Phone: (517) 373-8080	Funding Source	FY 2022-23 Year-to-Date (02/08/23)	Changes from FY 2022-23 YTD				FY 2023-24 Appropriated Amounts			
				REV Executive 04/18/23	House 05/10/23	Senate 05/09/23	Conference 06/28/23	Executive	House	Senate	Conference
<b>13. Supreme Court Administration</b>		FTE-exempt	92.0	0.0	0.0	0.0	0.0	92.0	92.0	92.0	92.0
		<b>Gross</b>	<b>\$15,538,700</b>	<b>\$93,300</b>	<b>\$93,300</b>	<b>\$93,300</b>	<b>\$93,300</b>	<b>\$15,632,000</b>	<b>\$15,632,000</b>	<b>\$15,632,000</b>	<b>\$15,632,000</b>
		Restricted	819,500	(2,100)	(2,100)	(2,100)	(2,100)	817,400	817,400	817,400	817,400
		GF/GP	\$14,719,200	\$95,400	\$95,400	\$95,400	\$95,400	\$14,814,600	\$14,814,600	\$14,814,600	\$14,814,600
a. Includes funding to offset a shortfall of state restricted Law Exam Fee revenue that supports the Board of Law Examiners. Fees are collected from applicants for admission to the bar. There has been an increase in bar exam expenses and a slight decrease in the amount of fee revenue collected.		<b>Gross</b>		<b>\$162,000</b>	<b>\$162,000</b>	<b>\$162,000</b>	<b>\$162,000</b>				
		GF/GP		\$162,000	\$162,000	\$162,000	\$162,000				
b. Reflects a net decrease in costs for employee-related economics: increase for negotiated salaries and wages (2.0% on October 1, 2023), increase for retirement and FICA, and decrease for other employment retirement costs.		<b>Gross</b>		<b>(\$68,700)</b>	<b>(\$68,700)</b>	<b>(\$68,700)</b>	<b>(\$68,700)</b>				
		Restricted		(2,100)	(2,100)	(2,100)	(2,100)				
		GF/GP		(\$66,600)	(\$66,600)	(\$66,600)	(\$66,600)				
<b>14. Swift and Sure Sanctions Program</b>		<b>Gross</b>	<b>\$3,350,000</b>	<b>\$0</b>	<b>\$0</b>	<b>\$0</b>	<b>\$0</b>	<b>\$3,350,000</b>	<b>\$3,350,000</b>	<b>\$3,350,000</b>	<b>\$3,350,000</b>
		Restricted	1,537,600	0	0	0	0	1,537,600	1,537,600	1,537,600	1,537,600
		GF/GP	\$1,812,400	\$0	\$0	\$0	\$0	\$1,812,400	\$1,812,400	\$1,812,400	\$1,812,400
Retains current year funding levels.		<b>Gross</b>		<b>\$0</b>	<b>\$0</b>	<b>\$0</b>	<b>\$0</b>				
		GF/GP		\$0	\$0	\$0	\$0				
<b>15. Veterans Courts</b>		<b>Gross</b>	<b>\$1,061,200</b>	<b>\$0</b>	<b>\$0</b>	<b>\$0</b>	<b>\$0</b>	<b>\$1,061,200</b>	<b>\$1,061,200</b>	<b>\$1,061,200</b>	<b>\$1,061,200</b>
		GF/GP	\$1,061,200	\$0	\$0	\$0	\$0	\$1,061,200	\$1,061,200	\$1,061,200	\$1,061,200
Retains current year funding levels.		<b>Gross</b>		<b>\$0</b>	<b>\$0</b>	<b>\$0</b>	<b>\$0</b>				
		GF/GP		\$0	\$0	\$0	\$0				

**JUDICIARY**

HOUSE <b>FISCAL</b> AGENCY	Analyst: Robin R. Risko <a href="mailto:rrisko@house.mi.gov">rrisko@house.mi.gov</a> Phone: (517) 373-8080	Funding Source	FY 2022-23 Year-to-Date (02/08/23)	Changes from FY 2022-23 YTD				FY 2023-24 Appropriated Amounts			
				REV Executive 04/18/23	House 05/10/23	Senate 05/09/23	Conference 06/28/23	Executive	House	Senate	Conference
<b>Sec. 103. COURT OF APPEALS</b>		FTE-exempt	175.0	0.0	2.0	2.0	2.0	175.0	177.0	177.0	177.0
		<b>Gross</b>	<b>\$26,161,000</b>	<b>(\$77,800)</b>	<b>\$214,400</b>	<b>(\$77,800)</b>	<b>\$214,400</b>	<b>\$26,083,200</b>	<b>\$26,375,400</b>	<b>\$26,083,200</b>	<b>\$26,375,400</b>
		GF/GP	\$26,161,000	(\$77,800)	\$214,400	(\$77,800)	\$214,400	\$26,083,200	\$26,375,400	\$26,083,200	\$26,375,400
<b>1. Court of Appeals Operations</b>		FTE-exempt	175.0	0.0	2.0	0.0	2.0	175.0	177.0	175.0	177.0
		<b>Gross</b>	<b>\$26,161,000</b>	<b>(\$77,800)</b>	<b>\$214,400</b>	<b>(\$77,900)</b>	<b>\$214,400</b>	<b>\$26,083,200</b>	<b>\$26,375,400</b>	<b>\$26,083,100</b>	<b>\$26,375,400</b>
		GF/GP	\$26,161,000	(\$77,800)	\$214,400	(\$77,900)	\$214,400	\$26,083,200	\$26,375,400	\$26,083,100	\$26,375,400
a. Reflects a net decrease in costs for employee-related economics: increase for negotiated salaries and wages (2.0% on October 1, 2023), increase for retirement and FICA, and decrease for other employment retirement costs.		<b>Gross</b>		<b>(\$77,800)</b>	<b>(\$77,800)</b>	<b>(\$77,800)</b>	<b>(\$77,800)</b>				
		GF/GP		(\$77,800)	(\$77,800)	(\$77,800)	(\$77,800)				
b. <u>House</u> includes additional funding and FTE position authorization to support 2 full-time law clerks to assist Court of Claims judges. Currently, 4 judges share 1 law clerk. <u>Senate</u> reduces this line by \$100 to create a new placeholder line item for investment in law clerks. <u>Conference</u> includes funding and FTE positions as recommended by the House.		FTE-exempt		0.0	2.0	0.0	2.0				
		<b>Gross</b>		<b>\$0</b>	<b>\$292,200</b>	<b>(\$100)</b>	<b>\$292,200</b>				
		GF/GP		\$0	\$292,200	(\$100)	\$292,200				
<b>2. Court of Appeals Law Clerks Investment</b>		FTE-exempt	0.0	0.0	0.0	2.0	0.0	0.0	0.0	2.0	0.0
		<b>Gross</b>	<b>\$0</b>	<b>\$0</b>	<b>\$0</b>	<b>\$100</b>	<b>\$0</b>	<b>\$0</b>	<b>\$0</b>	<b>\$100</b>	<b>\$0</b>
		GF/GP	\$0	\$0	\$0	\$100	\$0	\$0	\$0	\$100	\$0
Senate includes FTE position authorization and a \$100 placeholder to support additional law clerks.		FTE-exempt		0.0	0.0	2.0	0.0				
		<b>Gross</b>		<b>\$0</b>	<b>\$0</b>	<b>\$100</b>	<b>\$0</b>				
		GF/GP		\$0	\$0	\$100	\$0				



**JUDICIARY**

HOUSE <b>FISCAL</b> AGENCY	Analyst: Robin R. Risko <a href="mailto:rrisko@house.mi.gov">rrisko@house.mi.gov</a> Phone: (517) 373-8080	Funding Source	FY 2022-23 Year-to-Date (02/08/23)	Changes from FY 2022-23 YTD				FY 2023-24 Appropriated Amounts			
				REV Executive 04/18/23	House 05/10/23	Senate 05/09/23	Conference 06/28/23	Executive	House	Senate	Conference
<b>Sec. 104. BRANCHWIDE APPROPRIATIONS</b>		FTE-exempt	4.0	2.0	2.0	2.0	2.0	6.0	6.0	6.0	6.0
		<b>Gross</b>	<b>\$8,861,500</b>	<b>\$942,200</b>	<b>\$942,200</b>	<b>\$942,200</b>	<b>\$942,200</b>	<b>\$9,803,700</b>	<b>\$9,803,700</b>	<b>\$9,803,700</b>	<b>\$9,803,700</b>
		GF/GP	\$8,861,500	\$942,200	\$942,200	\$942,200	\$942,200	\$9,803,700	\$9,803,700	\$9,803,700	\$9,803,700
<b>1. Branchwide Appropriations</b>		FTE-exempt	4.0	2.0	2.0	2.0	2.0	6.0	6.0	6.0	6.0
		<b>Gross</b>	<b>\$8,861,500</b>	<b>\$942,200</b>	<b>\$942,200</b>	<b>\$942,200</b>	<b>\$942,200</b>	<b>\$9,803,700</b>	<b>\$9,803,700</b>	<b>\$9,803,700</b>	<b>\$9,803,700</b>
		GF/GP	\$8,861,500	\$942,200	\$942,200	\$942,200	\$942,200	\$9,803,700	\$9,803,700	\$9,803,700	\$9,803,700
a. Includes funding and FTE position authorization to support costs of providing additional security for Michigan Supreme Court Justices, including home security systems and protection while traveling.		FTE-exempt		2.0	2.0	2.0	2.0				
		<b>Gross</b>		<b>\$415,000</b>	<b>\$415,000</b>	<b>\$415,000</b>	<b>\$415,000</b>				
		GF/GP		\$415,000	\$415,000	\$415,000	\$415,000				
b. Includes funding to cover increased costs of security staff provided through a contract with DK Security. The hourly minimum wage for security staff was increased.		<b>Gross</b>		<b>\$105,400</b>	<b>\$105,400</b>	<b>\$105,400</b>	<b>\$105,400</b>				
		GF/GP		\$105,400	\$105,400	\$105,400	\$105,400				
c. Reflects a net increase in costs for employee-related economics: increase for negotiated salaries and wages (2.0% on October 1, 2023), increase for retirement and FICA, decrease for other employment retirement costs, decrease for worker's compensation premium costs, increase for building occupancy charges, and increase for rent costs.		<b>Gross</b>		<b>\$421,800</b>	<b>\$421,800</b>	<b>\$421,800</b>	<b>\$421,800</b>				
		GF/GP		\$421,800	\$421,800	\$421,800	\$421,800				




**JUDICIARY**

HOUSE <b>FISCAL</b> AGENCY	Analyst: Robin R. Risko <a href="mailto:rrisko@house.mi.gov">rrisko@house.mi.gov</a> Phone: (517) 373-8080	Funding Source	FY 2022-23 Year-to-Date (02/08/23)	Changes from FY 2022-23 YTD				FY 2023-24 Appropriated Amounts			
				REV Executive 04/18/23	House 05/10/23	Senate 05/09/23	Conference 06/28/23	Executive	House	Senate	Conference
<b>Sec. 105. JUSTICES' AND JUDGES' COMPENSATION</b>											
	FTE-justices	7.0	0.0	0.0	0.0	0.0	7.0	7.0	7.0	7.0	
	FTE-judges	582.0	(2.0)	(2.0)	(2.0)	(2.0)	580.0	580.0	580.0	580.0	
	<b>Gross</b>	<b>\$112,314,400</b>	<b>\$2,983,800</b>	<b>\$2,983,800</b>	<b>\$2,983,800</b>	<b>\$2,983,800</b>	<b>\$115,298,200</b>	<b>\$115,298,200</b>	<b>\$115,298,200</b>	<b>\$115,298,200</b>	
	Restricted	1,970,800	0	0	0	0	1,970,800	1,970,800	1,970,800	1,970,800	
	GF/GP	\$110,343,600	\$2,983,800	\$2,983,800	\$2,983,800	\$2,983,800	\$113,327,400	\$113,327,400	\$113,327,400	\$113,327,400	
<b>1. Supreme Court Justices' Salaries</b>											
	FTE-justices	7.0	0.0	0.0	0.0	0.0	7.0	7.0	7.0	7.0	
	<b>Gross</b>	<b>\$1,270,500</b>	<b>\$0</b>	<b>\$0</b>	<b>\$0</b>	<b>\$0</b>	<b>\$1,270,500</b>	<b>\$1,270,500</b>	<b>\$1,270,500</b>	<b>\$1,270,500</b>	
	GF/GP	\$1,270,500	\$0	\$0	\$0	\$0	\$1,270,500	\$1,270,500	\$1,270,500	\$1,270,500	
Retains current year funding levels.	<b>Gross</b>		<b>\$0</b>	<b>\$0</b>	<b>\$0</b>	<b>\$0</b>					
	GF/GP		\$0	\$0	\$0	\$0					
<b>2. Circuit Court Judges' State Base Salaries</b>											
	FTE-judges	221.0	0.0	0.0	0.0	0.0	221.0	221.0	221.0	221.0	
	<b>Gross</b>	<b>\$27,065,800</b>	<b>\$870,900</b>	<b>\$870,900</b>	<b>\$870,900</b>	<b>\$870,900</b>	<b>\$27,936,700</b>	<b>\$27,936,700</b>	<b>\$27,936,700</b>	<b>\$27,936,700</b>	
	Restricted	939,800	0	0	0	0	939,800	939,800	939,800	939,800	
	GF/GP	\$26,126,000	\$870,900	\$870,900	\$870,900	\$870,900	\$26,996,900	\$26,996,900	\$26,996,900	\$26,996,900	
a. Includes additional funding for annualizing costs of circuit court judgeships added in Marquette County under 2021 PA 74 and in Wayne, Muskegon, and Ottawa Counties under 2022 PA 8. (One-quarter of the costs were not funded in the FY 2022-23 budget.)	<b>Gross</b>		<b>\$125,500</b>	<b>\$125,500</b>	<b>\$125,500</b>	<b>\$125,500</b>					
	GF/GP		\$125,500	\$125,500	\$125,500	\$125,500					
b. Includes funding for the 2.0% salary increase effective October 1, 2023.	<b>Gross</b>		<b>\$745,400</b>	<b>\$745,400</b>	<b>\$745,400</b>	<b>\$745,400</b>					
	GF/GP		\$745,400	\$745,400	\$745,400	\$745,400					
<b>3. Circuit Court Judicial Salary Standardization</b>											
	<b>Gross</b>	<b>\$10,059,700</b>	<b>\$45,700</b>	<b>\$45,700</b>	<b>\$45,700</b>	<b>\$45,700</b>	<b>\$10,105,400</b>	<b>\$10,105,400</b>	<b>\$10,105,400</b>	<b>\$10,105,400</b>	
	Restricted	400,100	0	0	0	0	400,100	400,100	400,100	400,100	
	GF/GP	\$9,659,600	\$45,700	\$45,700	\$45,700	\$45,700	\$9,705,300	\$9,705,300	\$9,705,300	\$9,705,300	
Includes additional funding for annualizing costs of circuit court judgeships added in Marquette County under 2021 PA 74 and in Wayne, Muskegon, and Ottawa Counties under 2022 PA 8. (One-quarter of the costs were not funded in FY 2022-23 budget.)	<b>Gross</b>		<b>\$45,700</b>	<b>\$45,700</b>	<b>\$45,700</b>	<b>\$45,700</b>					
	GF/GP		\$45,700	\$45,700	\$45,700	\$45,700					

**JUDICIARY**

HOUSE <b>FISCAL</b> AGENCY	Analyst: Robin R. Risko <a href="mailto:rrisko@house.mi.gov">rrisko@house.mi.gov</a> Phone: (517) 373-8080	Funding Source	FY 2022-23 Year-to-Date (02/08/23)	Changes from FY 2022-23 YTD				FY 2023-24 Appropriated Amounts				
				REV Executive 04/18/23	House 05/10/23	Senate 05/09/23	Conference 06/28/23	Executive	House	Senate	Conference	
<b>4. Court of Appeals Judges' Salaries</b>	FTE-judges	25.0	0.0	0.0	0.0	0.0	0.0	25.0	25.0	25.0	25.0	
	<b>Gross</b>	<b>\$4,566,500</b>	<b>\$91,300</b>	<b>\$91,300</b>	<b>\$91,300</b>	<b>\$91,300</b>	<b>\$91,300</b>	<b>\$4,657,800</b>	<b>\$4,657,800</b>	<b>\$4,657,800</b>	<b>\$4,657,800</b>	
	GF/GP	\$4,566,500	\$91,300	\$91,300	\$91,300	\$91,300	\$91,300	\$4,657,800	\$4,657,800	\$4,657,800	\$4,657,800	
Includes funding for the 2.0% salary increase effective October 1, 2023.	<b>Gross</b>		<b>\$91,300</b>	<b>\$91,300</b>	<b>\$91,300</b>	<b>\$91,300</b>						
	GF/GP		\$91,300	\$91,300	\$91,300	\$91,300						
<b>5. District Court Judges' State Base Salaries</b>	FTE-judges	232.0	(1.0)	(1.0)	(1.0)	(1.0)	(1.0)	231.0	231.0	231.0	231.0	
	<b>Gross</b>	<b>\$28,081,600</b>	<b>\$1,119,300</b>	<b>\$1,119,300</b>	<b>\$1,119,300</b>	<b>\$1,119,300</b>	<b>\$1,119,300</b>	<b>\$29,200,900</b>	<b>\$29,200,900</b>	<b>\$29,200,900</b>	<b>\$29,200,900</b>	
	GF/GP	\$28,081,600	\$1,119,300	\$1,119,300	\$1,119,300	\$1,119,300	\$1,119,300	\$29,200,900	\$29,200,900	\$29,200,900	\$29,200,900	
	a. Includes funding to cover costs of increased salaries for district court judges as required by 2022 PA 177. The act requires an increase in compensation for district court judges to equal the compensation of probate court judges, effective October 1, 2022.	<b>Gross</b>		<b>\$469,400</b>	<b>\$469,400</b>	<b>\$469,400</b>	<b>\$469,400</b>	<b>\$469,400</b>				
		GF/GP		\$469,400	\$469,400	\$469,400	\$469,400	\$469,400				
	b. Includes funding for the 2.0% salary increase effective October 1, 2023.	<b>Gross</b>		<b>\$775,400</b>	<b>\$775,400</b>	<b>\$775,400</b>	<b>\$775,400</b>	<b>\$775,400</b>				
	GF/GP		\$775,400	\$775,400	\$775,400	\$775,400	\$775,400					
c. Reflects a savings from elimination of 1.0 district court judgeship in Alger/Schoolcraft County under 2012 PA 34.	FTE-judges		(1.0)	(1.0)	(1.0)	(1.0)	(1.0)					
	<b>Gross</b>		<b>(\$125,500)</b>	<b>(\$125,500)</b>	<b>(\$125,500)</b>	<b>(\$125,500)</b>	<b>(\$125,500)</b>					
	GF/GP		(\$125,500)	(\$125,500)	(\$125,500)	(\$125,500)	(\$125,500)					
<b>6. District Court Judicial Salary Standardization</b>	<b>Gross</b>	<b>\$10,608,600</b>	<b>(\$45,700)</b>	<b>(\$45,700)</b>	<b>(\$45,700)</b>	<b>(\$45,700)</b>	<b>(\$45,700)</b>	<b>\$10,562,900</b>	<b>\$10,562,900</b>	<b>\$10,562,900</b>	<b>\$10,562,900</b>	
	GF/GP	\$10,608,600	(\$45,700)	(\$45,700)	(\$45,700)	(\$45,700)	(\$45,700)	\$10,562,900	\$10,562,900	\$10,562,900	\$10,562,900	
	Reflects a savings from elimination of 1.0 district court judgeship in Alger/Schoolcraft County under 2012 PA 34.	<b>Gross</b>		<b>(\$45,700)</b>	<b>(\$45,700)</b>	<b>(\$45,700)</b>	<b>(\$45,700)</b>					
	GF/GP		(\$45,700)	(\$45,700)	(\$45,700)	(\$45,700)						
<b>7. Probate Court Judges' State Base Salaries</b>	FTE-judges	104.0	(1.0)	(1.0)	(1.0)	(1.0)	(1.0)	103.0	103.0	103.0	103.0	
	<b>Gross</b>	<b>\$12,661,200</b>	<b>\$252,700</b>	<b>\$252,700</b>	<b>\$252,700</b>	<b>\$252,700</b>	<b>\$252,700</b>	<b>\$12,913,900</b>	<b>\$12,913,900</b>	<b>\$12,913,900</b>	<b>\$12,913,900</b>	
	Restricted	442,600	0	0	0	0	0	442,600	442,600	442,600	442,600	
	GF/GP	\$12,218,600	\$252,700	\$252,700	\$252,700	\$252,700	\$252,700	\$12,471,300	\$12,471,300	\$12,471,300	\$12,471,300	
	a. Reflects a savings from elimination of 1.0 probate court judgeship in Huron County under 2012 PA 36.	FTE-judges		(1.0)	(1.0)	(1.0)	(1.0)					
		<b>Gross</b>		<b>(\$94,200)</b>	<b>(\$94,200)</b>	<b>(\$94,200)</b>	<b>(\$94,200)</b>	<b>(\$94,200)</b>				
	GF/GP		(\$94,200)	(\$94,200)	(\$94,200)	(\$94,200)	(\$94,200)					
b. Includes funding for the 2.0% salary increase effective October 1, 2023.	<b>Gross</b>		<b>\$346,900</b>	<b>\$346,900</b>	<b>\$346,900</b>	<b>\$346,900</b>	<b>\$346,900</b>					
	GF/GP		\$346,900	\$346,900	\$346,900	\$346,900	\$346,900					


**JUDICIARY**

	Analyst: Robin R. Risko <a href="mailto:rrisko@house.mi.gov">rrisko@house.mi.gov</a> Phone: (517) 373-8080	Funding Source	FY 2022-23 Year-to-Date (02/08/23)	Changes from FY 2022-23 YTD				FY 2023-24 Appropriated Amounts			
				REV Executive 04/18/23	House 05/10/23	Senate 05/09/23	Conference 06/28/23	Executive	House	Senate	Conference
<b>8. Probate Court Judicial Salary Standardization</b>	<b>Gross</b>	<b>\$4,703,900</b>	<b>(\$34,300)</b>	<b>(\$34,300)</b>	<b>(\$34,300)</b>	<b>(\$34,300)</b>	<b>\$4,669,600</b>	<b>\$4,669,600</b>	<b>\$4,669,600</b>	<b>\$4,669,600</b>	
	Restricted	188,300	0	0	0	0	188,300	188,300	188,300	188,300	
	GF/GP	\$4,515,600	(\$34,300)	(\$34,300)	(\$34,300)	(\$34,300)	\$4,481,300	\$4,481,300	\$4,481,300	\$4,481,300	
Reflects a savings from elimination of 1.0 probate court judgeship in Huron County under 2012 PA 36.	<b>Gross</b>		<b>(\$34,300)</b>	<b>(\$34,300)</b>	<b>(\$34,300)</b>	<b>(\$34,300)</b>					
	GF/GP		(\$34,300)	(\$34,300)	(\$34,300)	(\$34,300)					
<b>9. Judges' Retirement System Defined Contributions</b>	<b>Gross</b>	<b>\$6,178,000</b>	<b>\$348,500</b>	<b>\$348,500</b>	<b>\$348,500</b>	<b>\$348,500</b>	<b>\$6,526,500</b>	<b>\$6,526,500</b>	<b>\$6,526,500</b>	<b>\$6,526,500</b>	
	GF/GP	\$6,178,000	\$348,500	\$348,500	\$348,500	\$348,500	\$6,526,500	\$6,526,500	\$6,526,500	\$6,526,500	
	a. Includes funding to cover retirement costs associated with increased salaries for district court judges as required by 2022 PA 177.	<b>Gross</b>		<b>\$28,800</b>	<b>\$28,800</b>	<b>\$28,800</b>	<b>\$28,800</b>				
		GF/GP		\$28,800	\$28,800	\$28,800	\$28,800				
b. Reflects a net increase in the amount of necessary retirement contributions due to circuit, district, and probate court judgeship changes.	<b>Gross</b>		<b>\$3,000</b>	<b>\$3,000</b>	<b>\$3,000</b>	<b>\$3,000</b>					
	GF/GP		\$3,000	\$3,000	\$3,000	\$3,000					
c. Includes funding to cover retirement costs associated with the 2.0% salary increase for judges effective October 1, 2023.	<b>Gross</b>		<b>\$316,700</b>	<b>\$316,700</b>	<b>\$316,700</b>	<b>\$316,700</b>					
	GF/GP		\$316,700	\$316,700	\$316,700	\$316,700					
<b>10. OASI, Social Security</b>	<b>Gross</b>	<b>\$7,118,600</b>	<b>\$335,400</b>	<b>\$335,400</b>	<b>\$335,400</b>	<b>\$335,400</b>	<b>\$7,454,000</b>	<b>\$7,454,000</b>	<b>\$7,454,000</b>	<b>\$7,454,000</b>	
	GF/GP	\$7,118,600	\$335,400	\$335,400	\$335,400	\$335,400	\$7,454,000	\$7,454,000	\$7,454,000	\$7,454,000	
	a. Includes funding to cover the cost of FICA contributions associated with increased salaries for district court judges as required by 2022 PA 177.	<b>Gross</b>		<b>\$6,700</b>	<b>\$6,700</b>	<b>\$6,700</b>	<b>\$6,700</b>				
		GF/GP		\$6,700	\$6,700	\$6,700	\$6,700				
b. Reflects a net decrease in the amount of necessary FICA contributions due to circuit, district, and probate court judgeship changes.	<b>Gross</b>		<b>(\$9,100)</b>	<b>(\$9,100)</b>	<b>(\$9,100)</b>	<b>(\$9,100)</b>					
	GF/GP		(\$9,100)	(\$9,100)	(\$9,100)	(\$9,100)					
c. Includes funding to cover the cost of FICA contributions associated with the 2.0% salary increase for judges effective October 1, 2023.	<b>Gross</b>		<b>\$337,800</b>	<b>\$337,800</b>	<b>\$337,800</b>	<b>\$337,800</b>					
	GF/GP		\$337,800	\$337,800	\$337,800	\$337,800					

**JUDICIARY**

HOUSE <b>FISCAL</b> AGENCY	Analyst: Robin R. Risko <a href="mailto:rrisko@house.mi.gov">rrisko@house.mi.gov</a> Phone: (517) 373-8080	Funding Source	FY 2022-23 Year-to-Date (02/08/23)	Changes from FY 2022-23 YTD				FY 2023-24 Appropriated Amounts			
				REV Executive 04/18/23	House 05/10/23	Senate 05/09/23	Conference 06/28/23	Executive	House	Senate	Conference
<b>Sec. 106. JUDICIAL AGENCIES</b>		FTE-exempt	10.0	0.0	4.0	2.0	4.0	10.0	14.0	12.0	14.0
		<b>Gross</b>	<b>\$2,423,000</b>	<b>(\$5,800)</b>	<b>\$416,800</b>	<b>(\$5,800)</b>	<b>\$416,800</b>	<b>\$2,417,200</b>	<b>\$2,839,800</b>	<b>\$2,417,200</b>	<b>\$2,839,800</b>
		GF/GP	\$2,423,000	(\$5,800)	\$416,800	(\$5,800)	\$416,800	\$2,417,200	\$2,839,800	\$2,417,200	\$2,839,800
<b>1. Judicial Tenure Commission</b>		FTE-exempt	10.0	0.0	4.0	2.0	4.0	10.0	14.0	12.0	14.0
		<b>Gross</b>	<b>\$2,423,000</b>	<b>(\$5,800)</b>	<b>\$416,800</b>	<b>(\$5,800)</b>	<b>\$416,800</b>	<b>\$2,417,200</b>	<b>\$2,839,800</b>	<b>\$2,417,200</b>	<b>\$2,839,800</b>
		GF/GP	\$2,423,000	(\$5,800)	\$416,800	(\$5,800)	\$416,800	\$2,417,200	\$2,839,800	\$2,417,200	\$2,839,800
a. Reflects a net decrease in costs for employee-related economics: increase for negotiated salaries and wages (2.0% on October 1, 2023), increase for retirement and FICA, and decrease for other employment retirement costs.		<b>Gross</b>		<b>(\$5,800)</b>	<b>(\$5,800)</b>	<b>(\$5,800)</b>	<b>(\$5,800)</b>				
		GF/GP		(\$5,800)	(\$5,800)	(\$5,800)	(\$5,800)				
b. <u>House</u> includes additional funding and FTE position authorization to support additional staff that would assist with eliminating case backlog and investigating misconduct claims in a timelier manner. <u>Senate</u> includes additional FTE positions but does not include additional funding. <u>Conference</u> includes funding and FTE positions as recommended by the House.		FTE-exempt		0.0	4.0	2.0	4.0				
		<b>Gross</b>		<b>\$0</b>	<b>\$422,600</b>	<b>\$0</b>	<b>\$422,600</b>				
		GF/GP		\$0	\$422,600	\$0	\$422,600				

**JUDICIARY**

	Analyst: Robin R. Risko <a href="mailto:rrisko@house.mi.gov">rrisko@house.mi.gov</a> Phone: (517) 373-8080	Funding Source	FY 2022-23 Year-to-Date (02/08/23)	Changes from FY 2022-23 YTD				FY 2023-24 Appropriated Amounts			
				REV Executive 04/18/23	House 05/10/23	Senate 05/09/23	Conference 06/28/23	Executive	House	Senate	Conference
<b>Sec. 107. INDIGENT DEFENSE - CRIMINAL</b>		FTE-exempt	62.0	22.0	22.0	22.0	22.0	84.0	84.0	84.0	84.0
		<b>Gross</b>	<b>\$10,161,400</b>	<b>\$6,424,900</b>	<b>\$6,404,900</b>	<b>\$6,224,900</b>	<b>\$6,604,900</b>	<b>\$16,586,300</b>	<b>\$16,566,300</b>	<b>\$16,386,300</b>	<b>\$16,766,300</b>
		IDG	250,000	0	0	0	0	250,000	250,000	250,000	250,000
		Federal	577,000	(800)	(800)	(800)	(800)	576,200	576,200	576,200	576,200
		Private	88,400	200,000	180,000	0	380,000	288,400	268,400	88,400	468,400
		Restricted	172,400	0	0	0	0	172,400	172,400	172,400	172,400
		GF/GP	\$9,073,600	\$6,225,700	\$6,225,700	\$6,225,700	\$6,225,700	\$15,299,300	\$15,299,300	\$15,299,300	\$15,299,300
<b>1. Appellate Public Defender Program</b>		FTE-exempt	62.0	4.0	4.0	4.0	4.0	66.0	66.0	66.0	66.0
		<b>Gross</b>	<b>\$10,161,400</b>	<b>\$687,200</b>	<b>\$667,200</b>	<b>\$487,200</b>	<b>\$867,200</b>	<b>\$10,848,600</b>	<b>\$10,828,600</b>	<b>\$10,648,600</b>	<b>\$11,028,600</b>
		IDG	250,000	0	0	0	0	250,000	250,000	250,000	250,000
		Federal	577,000	(800)	(800)	(800)	(800)	576,200	576,200	576,200	576,200
		Private	88,400	36,300	180,000	0	380,000	124,700	268,400	88,400	468,400
		Restricted	172,400	0	0	0	0	172,400	172,400	172,400	172,400
		GF/GP	\$9,073,600	\$651,700	\$488,000	\$488,000	\$488,000	\$9,725,300	\$9,561,600	\$9,561,600	\$9,561,600
a. Includes funding and FTE position authorization to create a cost-share grant program to support counties that increase pay rates for appellate counsel for indigent offenders that are assigned through the Michigan Appellate Assigned Counsel System (MAACS). New rates would be consistent with rates adopted under Michigan Indigent Defense Commission standards.		FTE-exempt		1.0	1.0	1.0	1.0				
		<b>Gross</b>		<b>\$116,300</b>	<b>\$116,300</b>	<b>\$116,300</b>	<b>\$116,300</b>				
		GF/GP		\$116,300	\$116,300	\$116,300	\$116,300				
b. <u>Executive</u> includes funding and FTE position authorization to support the Task Force on Juvenile Justice Reform's recommendation #3 which is to expand the role of SADO to include appellate defense for juvenile justice cases. <u>House</u> includes funding and FTE position authorization, but transfers \$163,700 of the additional funding to the new Michigan Appellate Assigned Counsel System Roster Attorney Compensation line item. This funding would be used for reimbursements to counties for private attorney payments for youth defense through the MAACS roster. <u>Senate</u> includes funding and FTE positions and transfers \$163,700 to the new MAACS Roster Attorney Compensation line item. <u>Conference</u> includes funding and FTE positions and transfers \$163,700 to the new MAACS Roster Attorney Compensation line item.		FTE-exempt		3.0	3.0	3.0	3.0				
		<b>Gross</b>		<b>\$556,900</b>	<b>\$393,200</b>	<b>\$393,200</b>	<b>\$393,200</b>				
		GF/GP		\$556,900	\$393,200	\$393,200	\$393,200				
c. <u>Executive</u> includes authorization for SADO's Project Reentry to receive private grant funding from the Michigan Justice Fund, a new philanthropic initiative aimed at criminal justice reform initiatives. Grant funding would be used to increase opportunities for formerly incarcerated individuals to achieve increased economic mobility. <u>House</u> includes \$143,700 more than the executive in this line item. <u>Senate</u> does not include authorization to receive grant funding. <u>Conference</u> includes authorization to receive grant funding.		<b>Gross</b>		<b>\$36,300</b>	<b>\$180,000</b>	<b>\$0</b>	<b>\$380,000</b>				
		Private		36,300	180,000	0	380,000				
		GF/GP		\$0	\$0	\$0	\$0				
d. Reflects a net decrease in costs for employee-related economics: increase for negotiated salaries and wages (2.0% on October 1, 2023), increase for retirement and FICA, decrease for other employment retirement costs, and increase for rent costs.		<b>Gross</b>		<b>(\$22,300)</b>	<b>(\$22,300)</b>	<b>(\$22,300)</b>	<b>(\$22,300)</b>				
		Federal		(800)	(800)	(800)	(800)				
		GF/GP		(\$21,500)	(\$21,500)	(\$21,500)	(\$21,500)				


**JUDICIARY**



Analyst: Robin R. Risko  
[rrisko@house.mi.gov](mailto:rrisko@house.mi.gov)  
 Phone: (517) 373-8080

	Funding Source	FY 2022-23 Year-to-Date (02/08/23)	Changes from FY 2022-23 YTD				FY 2023-24 Appropriated Amounts				
			REV Executive 04/18/23	House 05/10/23	Senate 05/09/23	Conference 06/28/23	Executive	House	Senate	Conference	
<b>2. Juvenile Life Resentencing</b> <b>**NEW LINE ITEM**</b>											
	FTE-exempt	0.0	18.0	18.0	18.0	18.0	18.0	18.0	18.0	18.0	18.0
	<b>Gross</b>	<b>\$0</b>	<b>\$2,529,600</b>	<b>\$2,529,600</b>	<b>\$2,529,600</b>	<b>\$2,529,600</b>	<b>\$2,529,600</b>	<b>\$2,529,600</b>	<b>\$2,529,600</b>	<b>\$2,529,600</b>	<b>\$2,529,600</b>
	GF/GP	\$0	\$2,529,600	\$2,529,600	\$2,529,600	\$2,529,600	\$2,529,600	\$2,529,600	\$2,529,600	\$2,529,600	\$2,529,600
a. Includes funding and FTE position authorization for SADO to ensure continued compliance with the U.S. Supreme Court ruling on the <i>Montgomery v Louisiana</i> case and to support other casework and projects of the Juvenile Lifer Unit. There are roughly 25 clients awaiting resentencing hearings.	FTE-exempt		7.0	7.0	7.0	7.0					
	<b>Gross</b>		<b>\$958,100</b>	<b>\$958,100</b>	<b>\$958,100</b>	<b>\$958,100</b>					
	GF/GP		\$958,100	\$958,100	\$958,100	\$958,100					
b. Includes funding and FTE position authorization for SADO to ensure compliance with the Michigan Supreme Court rulings on the <i>People v. Parks</i> , <i>People v. Poole</i> , and <i>People v. Stovall</i> cases. There are over 350 inmates eligible for resentencing hearings under the Michigan Supreme Court rulings.	FTE-exempt		11.0	11.0	11.0	11.0					
	<b>Gross</b>		<b>\$1,571,500</b>	<b>\$1,571,500</b>	<b>\$1,571,500</b>	<b>\$1,571,500</b>					
	GF/GP		\$1,571,500	\$1,571,500	\$1,571,500	\$1,571,500					
<b>3. Michigan Appellate Assigned Counsel System Roster Attorney Compensation</b> <b>**NEW LINE ITEM**</b>											
	<b>Gross</b>	<b>\$0</b>	<b>\$3,208,100</b>	<b>\$3,208,100</b>	<b>\$3,208,100</b>	<b>\$3,208,100</b>	<b>\$3,208,100</b>	<b>\$3,208,100</b>	<b>\$3,208,100</b>	<b>\$3,208,100</b>	<b>\$3,208,100</b>
	Private	0	163,700	0	0	0	163,700	0	0	0	0
	GF/GP	\$0	\$3,044,400	\$3,208,100	\$3,208,100	\$3,208,100	\$3,044,400	\$3,208,100	\$3,208,100	\$3,208,100	\$3,208,100
<u>Executive</u> includes funding to create a cost-share grant program to support counties that increase pay rates for appellate counsel for indigent offenders that are assigned through the Michigan Appellate Assigned Counsel System (MAACS). New rates would be consistent with rates adopted under Michigan Indigent Defense Commission standards. Of the total, \$163,700 would be used to cover reimbursements to counties for private attorney payments for youth defense. <u>House</u> includes funding, but does not include authorization for private funds in this line item. Instead, the House includes authorization for private funding in the Appellate Public Defender Program line item. <u>Senate</u> includes funding, but does not include authorization for private funds. <u>Conference</u> includes funding, but does not include authorization for private funds in this line item.	<b>Gross</b>		<b>\$3,208,100</b>	<b>\$3,208,100</b>	<b>\$3,208,100</b>	<b>\$3,208,100</b>	<b>\$3,208,100</b>				
	Private		163,700	0	0	0	0				
	GF/GP		\$3,044,400	\$3,208,100	\$3,208,100	\$3,208,100	\$3,208,100				

**JUDICIARY**

	Analyst: Robin R. Risko <a href="mailto:rrisko@house.mi.gov">rrisko@house.mi.gov</a> Phone: (517) 373-8080	Funding Source	FY 2022-23 Year-to-Date (02/08/23)	Changes from FY 2022-23 YTD				FY 2023-24 Appropriated Amounts			
				REV Executive 04/18/23	House 05/10/23	Senate 05/09/23	Conference 06/28/23	Executive	House	Senate	Conference
<b>Sec. 108. INDIGENT CIVIL LEGAL ASSISTANCE</b>		<b>Gross</b>	<b>\$7,937,000</b>	\$0	\$0	\$0	\$0	<b>\$7,937,000</b>	<b>\$7,937,000</b>	<b>\$7,937,000</b>	<b>\$7,937,000</b>
		Restricted	7,937,000	0	0	0	0	7,937,000	7,937,000	7,937,000	7,937,000
		GF/GP	\$0	\$0	\$0	\$0	\$0	\$0	\$0	\$0	\$0
<b>1. Indigent Civil Legal Assistance</b>		<b>Gross</b>	<b>\$7,937,000</b>	\$0	\$0	\$0	\$0	<b>\$7,937,000</b>	<b>\$7,937,000</b>	<b>\$7,937,000</b>	<b>\$7,937,000</b>
		Restricted	7,937,000	0	0	0	0	7,937,000	7,937,000	7,937,000	7,937,000
		GF/GP	\$0	\$0	\$0	\$0	\$0	\$0	\$0	\$0	\$0
Retains current year funding levels.		<b>Gross</b>		\$0	\$0	\$0	\$0				
		GF/GP		\$0	\$0	\$0	\$0				



**JUDICIARY**

HOUSE <b>FISCAL</b> AGENCY	Analyst: Robin R. Risko <a href="mailto:rrisko@house.mi.gov">rrisko@house.mi.gov</a> Phone: (517) 373-8080	Funding Source	FY 2022-23 Year-to-Date (02/08/23)	Changes from FY 2022-23 YTD				FY 2023-24 Appropriated Amounts			
				REV Executive 04/18/23	House 05/10/23	Senate 05/09/23	Conference 06/28/23	Executive	House	Senate	Conference
<b>Sec. 109. TRIAL COURT OPERATIONS</b>		FTE-exempt	26.0	0.0	0.0	0.0	0.0	26.0	26.0	26.0	26.0
		<b>Gross</b>	<b>\$87,644,400</b>	<b>(\$23,700)</b>	<b>(\$23,700)</b>	<b>(\$23,700)</b>	<b>(\$23,700)</b>	<b>\$87,620,700</b>	<b>\$87,620,700</b>	<b>\$87,620,700</b>	<b>\$87,620,700</b>
		Restricted	77,268,700	(23,700)	(23,700)	(23,700)	(23,700)	77,245,000	77,245,000	77,245,000	77,245,000
		GF/GP	\$10,375,700	\$0	\$0	\$0	\$0	\$10,375,700	\$10,375,700	\$10,375,700	\$10,375,700
<b>1. Court Equity Fund Reimbursements</b>		<b>Gross</b>	<b>\$60,815,700</b>	<b>\$0</b>	<b>\$0</b>	<b>\$0</b>	<b>\$0</b>	<b>\$60,815,700</b>	<b>\$60,815,700</b>	<b>\$60,815,700</b>	<b>\$60,815,700</b>
		Restricted	50,440,000	0	0	0	0	50,440,000	50,440,000	50,440,000	50,440,000
		GF/GP	\$10,375,700	\$0	\$0	\$0	\$0	\$10,375,700	\$10,375,700	\$10,375,700	\$10,375,700
Retains current year funding levels.		<b>Gross</b>		<b>\$0</b>	<b>\$0</b>	<b>\$0</b>	<b>\$0</b>				
		GF/GP		\$0	\$0	\$0	\$0				
<b>2. Drug Case-Flow Program</b>		<b>Gross</b>	<b>\$250,000</b>	<b>\$0</b>	<b>\$0</b>	<b>\$0</b>	<b>\$0</b>	<b>\$250,000</b>	<b>\$250,000</b>	<b>\$250,000</b>	<b>\$250,000</b>
		Restricted	250,000	0	0	0	0	250,000	250,000	250,000	250,000
		GF/GP	\$0	\$0	\$0	\$0	\$0	\$0	\$0	\$0	\$0
Retains current year funding levels.		<b>Gross</b>		<b>\$0</b>	<b>\$0</b>	<b>\$0</b>	<b>\$0</b>				
		GF/GP		\$0	\$0	\$0	\$0				
<b>3. Drunk Driving Case-Flow Program</b>		<b>Gross</b>	<b>\$3,300,000</b>	<b>\$0</b>	<b>\$0</b>	<b>\$0</b>	<b>\$0</b>	<b>\$3,300,000</b>	<b>\$3,300,000</b>	<b>\$3,300,000</b>	<b>\$3,300,000</b>
		Restricted	3,300,000	0	0	0	0	3,300,000	3,300,000	3,300,000	3,300,000
		GF/GP	\$0	\$0	\$0	\$0	\$0	\$0	\$0	\$0	\$0
Retains current year funding levels.		<b>Gross</b>		<b>\$0</b>	<b>\$0</b>	<b>\$0</b>	<b>\$0</b>				
		GF/GP		\$0	\$0	\$0	\$0				

**JUDICIARY**



Analyst: Robin R. Risko  
[rrisko@house.mi.gov](mailto:rrisko@house.mi.gov)  
 Phone: (517) 373-8080

	Funding Source	FY 2022-23 Year-to-Date (02/08/23)	Changes from FY 2022-23 YTD				FY 2023-24 Appropriated Amounts			
			REV Executive 04/18/23	House 05/10/23	Senate 05/09/23	Conference 06/28/23	Executive	House	Senate	Conference
<b>4. Judicial Technology Improvement Fund</b>	<b>Gross</b>	\$4,815,000	\$0	\$0	\$0	\$0	\$4,815,000	\$4,815,000	\$4,815,000	\$4,815,000
	Restricted	4,815,000	0	0	0	0	4,815,000	4,815,000	4,815,000	4,815,000
	GF/GP	\$0	\$0	\$0	\$0	\$0	\$0	\$0	\$0	\$0
Retains current year funding levels.	<b>Gross</b>		\$0	\$0	\$0	\$0				
	GF/GP		\$0	\$0	\$0	\$0				
<b>5. Juror Compensation Reimbursement</b>	FTE-exempt	1.0	0.0	0.0	0.0	0.0	1.0	1.0	1.0	1.0
	<b>Gross</b>	\$6,610,300	(\$300)	(\$300)	(\$300)	(\$300)	\$6,610,000	\$6,610,000	\$6,610,000	\$6,610,000
	Restricted	6,610,300	(300)	(300)	(300)	(300)	6,610,000	6,610,000	6,610,000	6,610,000
	GF/GP	\$0	\$0	\$0	\$0	\$0	\$0	\$0	\$0	\$0
Reflects a net decrease in costs for employee-related economics: increase for negotiated salaries and wages (2.0% on October 1, 2023), increase for retirement and FICA, and decrease for other employment retirement costs.	<b>Gross</b>		(\$300)	(\$300)	(\$300)	(\$300)				
	Restricted		(300)	(300)	(300)	(300)				
	GF/GP		\$0	\$0	\$0	\$0				
<b>6. Statewide E-File System</b>	FTE-exempt	25.0	0.0	0.0	0.0	0.0	25.0	25.0	25.0	25.0
	<b>Gross</b>	\$11,853,400	(\$23,400)	(\$23,400)	(\$23,400)	(\$23,400)	\$11,830,000	\$11,830,000	\$11,830,000	\$11,830,000
	Restricted	11,853,400	(23,400)	(23,400)	(23,400)	(23,400)	11,830,000	11,830,000	11,830,000	11,830,000
	GF/GP	\$0	\$0	\$0	\$0	\$0	\$0	\$0	\$0	\$0
Reflects a net decrease in costs for employee-related economics: increase for negotiated salaries and wages (2.0% on October 1, 2023), increase for retirement and FICA, and decrease for other employment retirement costs.	<b>Gross</b>		(\$23,400)	(\$23,400)	(\$23,400)	(\$23,400)				
	Restricted		(23,400)	(23,400)	(23,400)	(23,400)				
	GF/GP		\$0	\$0	\$0	\$0				


**JUDICIARY**



Analyst: Robin R. Risko  
[rrisko@house.mi.gov](mailto:rrisko@house.mi.gov)  
 Phone: (517) 373-8080

	Funding Source	FY 2022-23 Year-to-Date (02/08/23)	Changes from FY 2022-23 YTD				FY 2023-24 Appropriated Amounts			
			REV Executive 04/18/23	House 05/10/23	Senate 05/09/23	Conference 06/28/23	Executive	House	Senate	Conference
<b>Sec. 110. ONE-TIME APPROPRIATIONS</b>	FTE-exempt Gross GF/GP	7.0 \$151,437,200 \$151,437,200	(7.0) (\$146,637,200) (\$146,637,200)	(7.0) (\$128,437,200) (\$128,437,200)	(7.0) (\$148,887,200) (\$148,887,200)	(7.0) (\$145,937,200) (\$145,937,200)	0.0 \$4,800,000 \$4,800,000	0.0 \$23,000,000 \$23,000,000	0.0 \$2,550,000 \$2,550,000	0.0 \$5,500,000 \$5,500,000
<b>1. Compliance with <i>Montgomery v Louisiana</i></b>	FTE-exempt Gross GF/GP	7.0 \$962,900 \$962,900	(7.0) (\$962,900) (\$962,900)	(7.0) (\$962,900) (\$962,900)	(7.0) (\$962,900) (\$962,900)	(7.0) (\$962,900) (\$962,900)	0.0 \$0 \$0	0.0 \$0 \$0	0.0 \$0 \$0	0.0 \$0 \$0
Eliminates one-time funding and FTE positions for this line item. Includes ongoing funding and FTE positions in the new Juvenile Life Resentencing line item.	FTE-exempt Gross GF/GP		(7.0) (\$962,900) (\$962,900)	(7.0) (\$962,900) (\$962,900)	(7.0) (\$962,900) (\$962,900)	(7.0) (\$962,900) (\$962,900)				
<b>2. Court Improvement Project</b> <b>**NEW LINE ITEM**</b>	Gross GF/GP	\$0 \$0	\$0 \$0	\$10,699,900 \$10,699,900	\$0 \$0	\$0 \$0	\$0 \$0	\$10,699,900 \$10,699,900	\$0 \$0	\$0 \$0
House includes funding to support costs of court improvement projects, including security projects, at 14B District Court in Washtenaw County.	Gross GF/GP		\$0 \$0	\$10,699,900 \$10,699,900	\$0 \$0	\$0 \$0				
<b>3. Expansion of Problem Solving Courts</b> <b>**NEW LINE ITEM**</b>	Gross GF/GP	\$0 \$0	\$0 \$0	\$1,000,000 \$1,000,000	\$0 \$0	\$0 \$0	\$0 \$0	\$1,000,000 \$1,000,000	\$0 \$0	\$0 \$0
House includes funding for the expansion of problem solving courts.	Gross GF/GP		\$0 \$0	\$1,000,000 \$1,000,000	\$0 \$0	\$0 \$0				
<b>4. Gun Violence and Case Backlog Assistance</b> <b>**NEW LINE ITEM**</b>	Gross GF/GP	\$0 \$0	\$0 \$0	\$10,000,000 \$10,000,000	\$0 \$0	\$0 \$0	\$0 \$0	\$10,000,000 \$10,000,000	\$0 \$0	\$0 \$0
House includes funding to assist Wayne County and the City of Detroit with reducing gun violence and improving the processing of gun-related criminal cases so the case backlog is reduced.	Gross GF/GP		\$0 \$0	\$10,000,000 \$10,000,000	\$0 \$0	\$0 \$0				
<b>5. Judicial Institute</b> <b>**NEW LINE ITEM**</b>	Gross GF/GP	\$0 \$0	\$300,000 \$300,000	\$300,000 \$300,000	\$300,000 \$300,000	\$300,000 \$300,000	\$300,000 \$300,000	\$300,000 \$300,000	\$300,000 \$300,000	\$300,000 \$300,000
Includes funding to support costs of developing a comprehensive court administration bench book to provide updated legal information for judges.	Gross GF/GP		\$300,000 \$300,000	\$300,000 \$300,000	\$300,000 \$300,000	\$300,000 \$300,000				

**JUDICIARY**

	Analyst: Robin R. Risko <a href="mailto:rrisko@house.mi.gov">rrisko@house.mi.gov</a> Phone: (517) 373-8080	Funding Source	FY 2022-23 Year-to-Date (02/08/23)	Changes from FY 2022-23 YTD				FY 2023-24 Appropriated Amounts			
				REV Executive 04/18/23	House 05/10/23	Senate 05/09/23	Conference 06/28/23	Executive	House	Senate	Conference
<b>6. Juvenile Justice Data Analytics Pilot Program</b> <span style="float:right">**NEW LINE ITEM**</span>		Gross GF/GP	\$0	\$0	\$1,000,000	\$0	\$0	\$0	\$1,000,000	\$0	\$0
House includes funding for developing a cloud-based solution for aligning and aggregating juvenile justice data for proactive cross-court planning and larger policy decision making.		Gross GF/GP	\$0	\$0	\$1,000,000	\$0	\$0	\$0	\$1,000,000	\$0	\$0
<b>7. Judicial Tenure Commission</b>		FTE-exempt	0.0	0.0	0.0	2.0	0.0	0.0	0.0	2.0	0.0
		Gross GF/GP	\$249,300	(\$249,300)	(\$249,300)	(\$249,200)	(\$249,300)	\$0	\$0	\$100	\$0
Executive eliminates one-time funding for this line item. House eliminates one-time funding. Senate retains a \$100 placeholder and includes authorization for additional FTE positions. Conference eliminates one-time funding.		FTE-exempt		0.0	0.0	2.0	0.0				
		Gross GF/GP	\$249,300	(\$249,300)	(\$249,300)	(\$249,200)	(\$249,300)	\$0	\$0	\$100	\$0
<b>8. Judicial Workload Assessment</b>		Gross GF/GP	\$225,000	(\$225,000)	(\$225,000)	(\$225,000)	(\$225,000)	\$0	\$0	\$0	\$0
Eliminates one-time funding for this line item.		Gross GF/GP		(\$225,000)	(\$225,000)	(\$225,000)	(\$225,000)				
<b>9. Michigan Statewide Court Data Transparency Project</b> <span style="float:right">**NEW LINE ITEM**</span>		Gross GF/GP	\$0	\$4,500,000	\$100	\$2,249,900	\$4,500,000	\$4,500,000	\$100	\$2,249,900	\$4,500,000
Executive includes funding to support costs of improving data collection, reporting and analysis, and publication of court data through a public portal. House includes a \$100 placeholder for this project. Senate includes funding, but less than the executive. Conference includes funding as recommended by the executive.		Gross GF/GP	\$0	\$4,500,000	\$100	\$2,249,900	\$4,500,000	\$4,500,000	\$100	\$2,249,900	\$4,500,000
<b>10. Statewide Judicial Case Management System</b>		Gross GF/GP	\$150,000,000	(\$150,000,000)	(\$150,000,000)	(\$150,000,000)	(\$150,000,000)	\$0	\$0	\$0	\$0
Eliminates one-time funding for this line item. Includes ongoing funding in the Judicial Information Systems line item.		Gross GF/GP		(\$150,000,000)	(\$150,000,000)	(\$150,000,000)	(\$150,000,000)				
<b>11. Expungement Initiative</b>		Gross GF/GP	\$0	\$0	\$0	\$0	\$700,000	\$0	\$0	\$0	\$700,000
Conference includes funding for Legal Aid Defender Association, Inc. in Detroit to provide expungement services (\$650,000 GF/GP) and for Allegan County to provide legal aid services (\$50,000 GF/GP).		Gross GF/GP		\$0	\$0	\$0	\$700,000				\$700,000