


## JUDICIARY




Analyst: Robin R. Risko  
[rrisko@house.mi.gov](mailto:rrisko@house.mi.gov)  
 Phone: (517) 373-8080

|  | Funding Source | FY 2019-20<br>Year-to-Date<br>(02/06/20) | Changes from FY 2019-20 YTD |                    | FY 2020-21 Appropriated Amounts |                      |
|--|----------------|--|-----------------------------|--------------------|---------------------------------|----------------------|
|  |                |  | Executive                   | Conference         | Executive                       | Conference           |
| <b>Sec. 101. APPROPRIATION SUMMARY</b> |                |  |                             |                    |                                 |                      |
|  | FTE-exempt     | 509.0                                    | 3.0                         | 4.0                | 512.0                           | 513.0                |
|  | FTE-judges     | 587.0                                    | 0.0                         | 0.0                | 587.0                           | 587.0                |
|  | <b>Gross</b>   | <b>\$311,113,500</b>                     | <b>\$3,648,300</b>          | <b>\$2,527,700</b> | <b>\$314,761,800</b>            | <b>\$313,641,200</b> |
|  | IDG            | 1,551,700                                | 1,100                       | 1,100              | 1,552,800                       | 1,552,800            |
|  | Federal        | 5,748,400                                | 77,600                      | 645,100            | 5,826,000                       | 6,393,500            |
|  | Local          | 6,579,500                                | 1,075,000                   | 1,075,000          | 7,654,500                       | 7,654,500            |
|  | Private        | 994,300                                  | 22,300                      | 234,200            | 1,016,600                       | 1,228,500            |
|  | Restricted     | 94,796,000                               | 81,600                      | 81,600             | 94,877,600                      | 94,877,600           |
|  | GF/GP          | \$201,443,600                            | \$2,390,700                 | \$490,700          | \$203,834,300                   | \$201,934,300        |


## JUDICIARY

|  <div style="clear: both;"></div> Analyst: Robin R. Risko<br><a href="mailto:rrisko@house.mi.gov">rrisko@house.mi.gov</a><br>Phone: (517) 373-8080 | Funding Source | FY 2019-20<br>Year-to-Date<br>(02/06/20) | Changes from FY 2019-20 YTD |                    | FY 2020-21 Appropriated Amounts |                     |  |
|---|----------------|--|-----------------------------|--------------------|---------------------------------|---------------------|--|
|   |                |  | Executive                   | Conference         | Executive                       | Conference          |  |
| <b>Sec. 102. SUPREME COURT</b>  |                |  |                             |                    |                                 |                     |  |
|   | FTE-exempt     | 250.0                                    | 1.0                         | 0.0                | 251.0                           | 250.0               |  |
|   | <b>Gross</b>   | <b>\$70,113,800</b>                      | <b>\$2,300,100</b>          | <b>\$1,030,400</b> | <b>\$72,413,900</b>             | <b>\$71,144,200</b> |  |
|   | IDG            | 1,551,700                                | 1,100                       | 1,100              | 1,552,800                       | 1,552,800           |  |
|   | Federal        | 5,400,900                                | 69,500                      | 419,500            | 5,470,400                       | 5,820,400           |  |
|   | Local          | 6,579,500                                | 1,075,000                   | 1,075,000          | 7,654,500                       | 7,654,500           |  |
|   | Private        | 907,300                                  | 20,400                      | 232,300            | 927,700                         | 1,139,600           |  |
|   | Restricted     | 7,751,700                                | 51,900                      | 51,900             | 7,803,600                       | 7,803,600           |  |
|   | GF/GP          | \$47,922,700                             | \$1,082,200                 | (\$749,400)        | \$49,004,900                    | \$47,173,300        |  |
| <b>1. Community Dispute Resolution</b>  |                |  |                             |                    |                                 |                     |  |
|   | FTE-exempt     | 3.0                                      | 0.0                         | 0.0                | 3.0                             | 3.0                 |  |
|   | <b>Gross</b>   | <b>\$3,276,700</b>                       | <b>\$8,500</b>              | <b>\$93,500</b>    | <b>\$3,285,200</b>              | <b>\$3,370,200</b>  |  |
|   | Private        | 0  | 0                           | 85,000             | 0                               | 85,000              |  |
|   | Restricted     | 2,400,000                                | 5,400                       | 5,400              | 2,405,400                       | 2,405,400           |  |
|   | GF/GP          | \$876,700                                | \$3,100                     | \$3,100            | \$879,800                       | \$879,800           |  |
| a. Includes funding for negotiated salary and wage increases (2.0% on October 1, 2020 and 1.0% on April 1, 2021) and actuarially required retirement contributions.   | <b>Gross</b>   |  | <b>\$8,500</b>              | <b>\$8,500</b>     |                                 |                     |  |
|   | Restricted     |  | 5,400                       | 5,400              |                                 |                     |  |
|   | GF/GP          |  | \$3,100                     | \$3,100            |                                 |                     |  |
| b. Conference includes authorization to receive private grant funding.  | <b>Gross</b>   |  | <b>\$0</b>                  | <b>\$85,000</b>    |                                 |                     |  |
|   | Private        |  | 0                           | 85,000             |                                 |                     |  |
|   | GF/GP          |  | \$0                         | \$0                |                                 |                     |  |
| <b>2. Direct Trial Court Automation Support</b>   |                |  |                             |                    |                                 |                     |  |
|   | FTE-exempt     | 44.0                                     | 0.0                         | 0.0                | 44.0                            | 44.0                |  |
|   | <b>Gross</b>   | <b>\$6,579,500</b>                       | <b>\$1,075,000</b>          | <b>\$1,075,000</b> | <b>\$7,654,500</b>              | <b>\$7,654,500</b>  |  |
|   | Local          | 6,579,500                                | 1,075,000                   | 1,075,000          | 7,654,500                       | 7,654,500           |  |
|   | GF/GP          | \$0                                      | \$0                         | \$0                | \$0                             | \$0                 |  |
| a. Includes authorization to receive additional state restricted user fee revenues, which support the Judiciary's Case Management System, and make it available to more court users.  | <b>Gross</b>   |  | <b>\$920,500</b>            | <b>\$920,500</b>   |                                 |                     |  |
|   | Local          |  | 920,500                     | 920,500            |                                 |                     |  |
|   | GF/GP          |  | \$0                         | \$0                |                                 |                     |  |
| b. Includes funding for negotiated salary and wage increases (2.0% on October 1, 2020 and 1.0% on April 1, 2021) and actuarially required retirement contributions.   | <b>Gross</b>   |  | <b>\$154,500</b>            | <b>\$154,500</b>   |                                 |                     |  |
|   | Local          |  | 154,500                     | 154,500            |                                 |                     |  |
|   | GF/GP          |  | \$0                         | \$0                |                                 |                     |  |
| <b>3. Drug Treatment Courts</b>   |                |  |                             |                    |                                 |                     |  |
|   | <b>Gross</b>   | <b>\$11,833,000</b>                      | <b>\$0</b>                  | <b>\$250,000</b>   | <b>\$11,833,000</b>             | <b>\$12,083,000</b> |  |
|   | IDG            | 1,500,000                                | 0                           | 0                  | 1,500,000                       | 1,500,000           |  |
|   | Federal        | 1,895,000                                | 0                           | 250,000            | 1,895,000                       | 2,145,000           |  |
|   | Restricted     | 1,920,500                                | 0                           | 0                  | 1,920,500                       | 1,920,500           |  |
|   | GF/GP          | \$6,517,500                              | \$0                         | \$0                | \$6,517,500                     | \$6,517,500         |  |
| Conference includes authorization to receive additional federal grant funding.  | <b>Gross</b>   |  | <b>\$0</b>                  | <b>\$250,000</b>   |                                 |                     |  |
|   | Federal        |  | 0                           | 250,000            |                                 |                     |  |
|   | GF/GP          |  | \$0                         | \$0                |                                 |                     |  |


## JUDICIARY

|  <div style="clear: both;"></div> Analyst: Robin R. Risko<br><a href="mailto:rrisko@house.mi.gov">rrisko@house.mi.gov</a><br>Phone: (517) 373-8080 | Funding Source | FY 2019-20<br>Year-to-Date<br>(02/06/20) | Changes from FY 2019-20 YTD |                    | FY 2020-21 Appropriated Amounts |                    |
|---|----------------|--|-----------------------------|--------------------|---------------------------------|--------------------|
|   |                |  | Executive                   | Conference         | Executive                       | Conference         |
| <b>4. Foster Care Review Board</b>  | FTE-exempt     | 10.0                                     | 0.0                         | 0.0                | 10.0                            | 10.0               |
|   | <b>Gross</b>   | <b>\$1,342,500</b>                       | <b>\$23,000</b>             | <b>\$23,000</b>    | <b>\$1,365,500</b>              | <b>\$1,365,500</b> |
|   | Federal        | 403,500                                  | 6,800                       | 6,800              | 410,300                         | 410,300            |
|   | GF/GP          | \$939,000                                | \$16,200                    | \$16,200           | \$955,200                       | \$955,200          |
| Includes funding for negotiated salary and wage increases (2.0% on October 1, 2020 and 1.0% on April 1, 2021) and actuarially required retirement contributions.  | <b>Gross</b>   |  | <b>\$23,000</b>             | <b>\$23,000</b>    |                                 |                    |
|   | Federal        |  | 6,800                       | 6,800              |                                 |                    |
|   | GF/GP          |  | \$16,200                    | \$16,200           |                                 |                    |
| <b>5. Judicial Information Systems</b>  | FTE-exempt     | 24.0                                     | 0.0                         | 0.0                | 24.0                            | 24.0               |
|   | <b>Gross</b>   | <b>\$4,931,600</b>                       | <b>\$134,500</b>            | <b>(\$85,800)</b>  | <b>\$5,066,100</b>              | <b>\$4,845,800</b> |
|   | IDG            | 51,700                                   | 1,100                       | 1,100              | 52,800                          | 52,800             |
|   | Federal        | 228,100                                  | 4,900                       | 4,900              | 233,000                         | 233,000            |
|   | GF/GP          | \$4,651,800                              | \$128,500                   | (\$91,800)         | \$4,780,300                     | \$4,560,000        |
| a. Includes funding for negotiated salary and wage increases (2.0% on October 1, 2020 and 1.0% on April 1, 2021) and actuarially required retirement contributions.   | <b>Gross</b>   |  | <b>\$134,500</b>            | <b>\$134,500</b>   |                                 |                    |
|   | IDG            |  | 1,100                       | 1100               |                                 |                    |
|   | Federal        |  | 4,900                       | 4,900              |                                 |                    |
|   | GF/GP          |  | \$128,500                   | \$128,500          |                                 |                    |
| b. Conference reflects a savings due to extension of the hiring freeze and a reduction in non-essential travel.   | <b>Gross</b>   |  | <b>\$0</b>                  | <b>(\$220,300)</b> |                                 |                    |
|   | GF/GP          |  | \$0                         | (\$220,300)        |                                 |                    |
| <b>6. Judicial Institute</b>  | FTE-exempt     | 13.0                                     | 0.0                         | 0.0                | 13.0                            | 13.0               |
|   | <b>Gross</b>   | <b>\$1,876,500</b>                       | <b>\$50,400</b>             | <b>\$150,400</b>   | <b>\$1,926,900</b>              | <b>\$2,026,900</b> |
|   | Federal        | 119,700                                  | 3,600                       | 103,600            | 123,300                         | 223,300            |
|   | Private        | 62,800                                   | 1,800                       | 1,800              | 64,600                          | 64,600             |
|   | GF/GP          | \$1,694,000                              | \$45,000                    | \$45,000           | \$1,739,000                     | \$1,739,000        |
| a. Includes funding for negotiated salary and wage increases (2.0% on October 1, 2020 and 1.0% on April 1, 2021) and actuarially required retirement contributions.   | <b>Gross</b>   |  | <b>\$50,400</b>             | <b>\$50,400</b>    |                                 |                    |
|   | Federal        |  | 3,600                       | 3,600              |                                 |                    |
|   | Private        |  | 1,800                       | 1,800              |                                 |                    |
|   | GF/GP          |  | \$45,000                    | \$45,000           |                                 |                    |
| b. Conference includes authorization to receive additional federal grant funding.   | <b>Gross</b>   |  | <b>\$0</b>                  | <b>\$100,000</b>   |                                 |                    |
|   | Federal        |  | 0                           | 100,000            |                                 |                    |
|   | GF/GP          |  | \$0                         | \$0                |                                 |                    |
| <b>7. Kalamazoo County trauma court</b>   | <b>Gross</b>   | <b>\$250,000</b>                         | <b>\$0</b>                  | <b>(\$250,000)</b> | <b>\$250,000</b>                | <b>\$0</b>         |
|   | GF/GP          | \$250,000                                | \$0                         | (\$250,000)        | \$250,000                       | \$0                |
| Conference eliminates funding for this line item.   | <b>Gross</b>   |  | <b>\$0</b>                  | <b>(\$250,000)</b> |                                 |                    |
|   | GF/GP          |  | \$0                         | (\$250,000)        |                                 |                    |


## JUDICIARY

|    | Analyst: Robin R. Risko<br><a href="mailto:rrisko@house.mi.gov">rrisko@house.mi.gov</a><br>Phone: (517) 373-8080   |                     | Funding Source | FY 2019-20<br>Year-to-Date<br>(02/06/20) | Changes from FY 2019-20 YTD |                     | FY 2020-21 Appropriated Amounts |  |
|--|--|---------------------|----------------|--|-----------------------------|---------------------|---------------------------------|--|
|  | Executive  | Conference          |                |  | Executive                   | Conference          |                                 |  |
| <b>8. Mental Health Courts and Diversion Services</b>  | FTE-exempt   | 1.0                 |                | 0.0                                      | 0.0                         | 1.0                 | 1.0                             |  |
|  | <b>Gross</b>   | <b>\$5,468,500</b>  |                | <b>\$4,000</b>                           | <b>\$4,000</b>              | <b>\$5,472,500</b>  | <b>\$5,472,500</b>              |  |
|  | GF/GP  | \$5,468,500         |                | \$4,000                                  | \$4,000                     | \$5,472,500         | \$5,472,500                     |  |
| Includes funding for negotiated salary and wage increases (2.0% on October 1, 2020 and 1.0% on April 1, 2021) and actuarially required retirement contributions. |  |                     | <b>Gross</b>   |  | <b>\$4,000</b>              | <b>\$4,000</b>      |                                 |  |
|  |  |                     | GF/GP          |  | \$4,000                     | \$4,000             |                                 |  |
| <b>9. Next Generation Michigan Court System</b>  | <b>Gross</b>   | <b>\$4,116,000</b>  |                | <b>\$0</b>                               | <b>\$0</b>                  | <b>\$4,116,000</b>  | <b>\$4,116,000</b>              |  |
|  | GF/GP  | \$4,116,000         |                | \$0                                      | \$0                         | \$4,116,000         | \$4,116,000                     |  |
|  | <b>Gross</b>   |                     |                | <b>\$0</b>                               | <b>\$0</b>                  |                     |                                 |  |
| Retains current year funding levels.   |  |                     | GF/GP          |  | \$0                         | \$0                 |                                 |  |
| <b>10. Other Federal Grants</b>  | <b>Gross</b>   | <b>\$275,100</b>    |                | <b>\$0</b>                               | <b>\$0</b>                  | <b>\$275,100</b>    | <b>\$275,100</b>                |  |
|  | Federal  | 275,100             |                | 0  | 0                           | 275,100             | 275,100                         |  |
|  | GF/GP  | \$0                 |                | \$0                                      | \$0                         | \$0                 | \$0                             |  |
| Retains current year funding levels.   |  |                     | <b>Gross</b>   |  | <b>\$0</b>                  | <b>\$0</b>          |                                 |  |
|  |  |                     | GF/GP          |  | \$0                         | \$0                 |                                 |  |
| <b>11. State Court Administrative Office</b>   | FTE-exempt   | 63.0                |                | 1.0                                      | 0.0                         | 64.0                | 63.0                            |  |
|  | <b>Gross</b>   | <b>\$11,248,800</b> |                | <b>\$581,700</b>                         | <b>\$141,200</b>            | <b>\$11,830,500</b> | <b>\$11,390,000</b>             |  |
|  | Federal  | 2,479,500           |                | 54,200                                   | 54,200                      | 2,533,700           | 2,533,700                       |  |
|  | Private  | 844,500             |                | 18,600                                   | 145,500                     | 863,100             | 990,000                         |  |
|  | Restricted   | 1,111,500           |                | 24,000                                   | 24,000                      | 1,135,500           | 1,135,500                       |  |
|  | GF/GP  | \$6,813,300         |                | \$484,900                                | (\$82,500)                  | \$7,298,200         | \$6,730,800                     |  |
|  | a. Executive includes funding for continued improvement and development of the pretrial risk assessment tool. Funding would be used to collect, analyze, and interpret pretrial court data, provide technical assistance, conduct trainings on pretrial best practices, establish pretrial metrics and performance measures, improve technological resources and data integration reports, and implement recommendations of the Joint Task Force on Jail and Pretrial Incarceration. Conference includes FTE position authorization and funding in the one-time appropriations unit. |                     |                | FTE-exempt                               | 1.0                         | 0.0                 |                                 |  |
|  |  |                     | <b>Gross</b>   | <b>\$325,700</b>                         | <b>\$0</b>                  |                     |                                 |  |
|  |  |                     | GF/GP          | \$325,700                                | \$0                         |                     |                                 |  |


## JUDICIARY

|  <div style="clear: both;"></div> Analyst: Robin R. Risko<br><a href="mailto:rrisko@house.mi.gov">rrisko@house.mi.gov</a><br>Phone: (517) 373-8080 | Funding Source  | FY 2019-20 Year-to-Date (02/06/20)                     | Changes from FY 2019-20 YTD                                 |   | FY 2020-21 Appropriated Amounts                        |  |
|---|---|--|---|---|--|--|
|   |   |  | Executive   | Conference  | Executive  | Conference   |
| b. Includes funding for negotiated salary and wage increases (2.0% on October 1, 2020 and 1.0% on April 1, 2021) and actuarially required retirement contributions.   | <b>Gross</b><br>Federal<br>Private<br>Restricted<br>GF/GP |  | <b>\$256,000</b><br>54,200<br>18,600<br>24,000<br>\$159,200 | <b>\$256,000</b><br>54,200<br>18,600<br>24,000<br>\$159,200 |  |  |
| c. Conference includes authorization to receive additional private grant funding.   | <b>Gross</b><br>Private<br>GF/GP                          |  | <b>\$0</b><br>0<br>\$0                                      | <b>\$126,900</b><br>126,900<br>\$0                          |  |  |
| d. Conference reflects a savings due to extension of the hiring freeze and a reduction in non-essential travel.   | <b>Gross</b><br>GF/GP                                     |  | <b>\$0</b><br>\$0   | <b>(\$241,700)</b><br>(\$241,700)                           |  |  |
| <b>12. Supreme Court Administration</b>   |   |  |   |   |  |  |
|   | FTE-exempt<br><b>Gross</b><br>Restricted<br>GF/GP         | 92.0<br><b>\$14,379,200</b><br>782,100<br>\$13,597,100 | 0.0<br><b>\$423,000</b><br>22,500<br>\$400,500              | 0.0<br><b>(\$120,900)</b><br>22,500<br>(\$143,400)          | 92.0<br><b>\$14,802,200</b><br>804,600<br>\$13,997,600 | 92.0<br><b>\$14,258,300</b><br>804,600<br>\$13,453,700 |
| a. Includes funding for negotiated salary and wage increases (2.0% on October 1, 2020 and 1.0% on April 1, 2021) and actuarially required retirement contributions.   | <b>Gross</b><br>Restricted<br>GF/GP                       |  | <b>\$423,000</b><br>22,500<br>\$400,500                     | <b>\$423,000</b><br>22,500<br>\$400,500                     |  |  |
| b. Conference reflects a savings due to extension of the hiring freeze and a reduction in non-essential travel.   | <b>Gross</b><br>GF/GP                                     |  | <b>\$0</b><br>\$0   | <b>(\$543,900)</b><br>(\$543,900)                           |  |  |
| <b>13. Swift and Sure Sanctions Program</b>   |   |  |   |   |  |  |
|   | <b>Gross</b><br>Restricted<br>GF/GP                       | <b>\$3,600,000</b><br>1,537,600<br>\$2,062,400         | <b>\$0</b><br>0<br>\$0                                      | <b>(\$250,000)</b><br>0<br>(\$250,000)                      | <b>\$3,600,000</b><br>1,537,600<br>\$2,062,400         | <b>\$3,350,000</b><br>1,537,600<br>\$1,812,400         |
| Conference reduces funding for this line item.  | <b>Gross</b><br>GF/GP                                     |  | <b>\$0</b><br>\$0   | <b>(\$250,000)</b><br>(\$250,000)                           |  |  |
| <b>14. Veterans Courts</b>  |   |  |   |   |  |  |
|   | <b>Gross</b><br>GF/GP                                     | <b>\$936,400</b><br>\$936,400                          | <b>\$0</b><br>\$0   | <b>\$0</b><br>\$0   | <b>\$936,400</b><br>\$936,400                          | <b>\$936,400</b><br>\$936,400                          |
| Retains current year funding levels.  | <b>Gross</b><br>GF/GP                                     |  | <b>\$0</b><br>\$0   | <b>\$0</b><br>\$0   |  |  |


## JUDICIARY

|   | Analyst: Robin R. Risko<br><a href="mailto:rrisko@house.mi.gov">rrisko@house.mi.gov</a><br>Phone: (517) 373-8080 | Funding Source | FY 2019-20<br>Year-to-Date<br>(02/06/20) | Changes from FY 2019-20 YTD |                    | FY 2020-21 Appropriated Amounts |                     |
|---|--|----------------|--|-----------------------------|--------------------|---------------------------------|---------------------|
|   |  |                |  | Executive                   | Conference         | Executive                       | Conference          |
| <b>Sec. 103. COURT OF APPEALS</b>   |  | FTE-exempt     | 175.0                                    | 0.0                         | 0.0                | 175.0                           | 175.0               |
|   |  | <b>Gross</b>   | <b>\$25,130,300</b>                      | <b>\$670,100</b>            | <b>\$122,200</b>   | <b>\$25,800,400</b>             | <b>\$25,252,500</b> |
|   |  | GF/GP          | \$25,130,300                             | \$670,100                   | \$122,200          | \$25,800,400                    | \$25,252,500        |
| <b>1. Court of Appeals Operations</b>   |  | FTE-exempt     | 175.0                                    | 0.0                         | 0.0                | 175.0                           | 175.0               |
|   |  | <b>Gross</b>   | <b>\$25,130,300</b>                      | <b>\$670,100</b>            | <b>\$122,200</b>   | <b>\$25,800,400</b>             | <b>\$25,252,500</b> |
|   |  | GF/GP          | \$25,130,300                             | \$670,100                   | \$122,200          | \$25,800,400                    | \$25,252,500        |
| a. Includes funding for negotiated salary and wage increases (2.0% on October 1, 2020 and 1.0% on April 1, 2021) and actuarially required retirement contributions. |  | <b>Gross</b>   |  | <b>\$670,100</b>            | <b>\$670,100</b>   |                                 |                     |
|   |  | GF/GP          |  | \$670,100                   | \$670,100          |                                 |                     |
| b. Conference reflects a savings due to extension of the hiring freeze and a reduction in non-essential travel.   |  | <b>Gross</b>   |  | <b>\$0</b>                  | <b>(\$547,900)</b> |                                 |                     |
|   |  | GF/GP          |  | \$0                         | (\$547,900)        |                                 |                     |

## JUDICIARY


|  <div style="clear: both;"></div> Analyst: Robin R. Risko<br><a href="mailto:rrisko@house.mi.gov">rrisko@house.mi.gov</a><br>Phone: (517) 373-8080       | Funding Source | FY 2019-20<br>Year-to-Date<br>(02/06/20) | Changes from FY 2019-20 YTD |                    | FY 2020-21 Appropriated Amounts |                    |
|---|----------------|--|-----------------------------|--------------------|---------------------------------|--------------------|
|   |                |  | Executive                   | Conference         | Executive                       | Conference         |
| <b>Sec. 104. BRANCHWIDE APPROPRIATIONS</b>  | FTE-exempt     | 4.0                                      | 0.0                         | 0.0                | 4.0                             | 4.0                |
|   | <b>Gross</b>   | <b>\$8,959,100</b>                       | <b>(\$105,800)</b>          | <b>(\$191,300)</b> | <b>\$8,853,300</b>              | <b>\$8,767,800</b> |
|   | GF/GP          | \$8,959,100                              | (\$105,800)                 | (\$191,300)        | \$8,853,300                     | \$8,767,800        |
| <b>1. Branchwide Appropriations</b>   | FTE-exempt     | 4.0                                      | 0.0                         | 0.0                | 4.0                             | 4.0                |
|   | <b>Gross</b>   | <b>\$8,959,100</b>                       | <b>(\$105,800)</b>          | <b>(\$191,300)</b> | <b>\$8,853,300</b>              | <b>\$8,767,800</b> |
|   | GF/GP          | \$8,959,100                              | (\$105,800)                 | (\$191,300)        | \$8,853,300                     | \$8,767,800        |
| a. Reflects a net reduction of funding for salary and wage increases (2.0% on October 1, 2020 and 1.0% on April 1, 2021), actuarially required retirement contributions, reduced worker's compensation premium costs, reduced building occupancy charges, and reduced rent costs. | <b>Gross</b>   |  | <b>(\$105,800)</b>          | <b>(\$105,800)</b> |                                 |                    |
|   | GF/GP          |  | (\$105,800)                 | (\$105,800)        |                                 |                    |
| b. Conference reflects a savings due to extension of the hiring freeze and cancellation of lease for office space.  | <b>Gross</b>   |  | <b>\$0</b>                  | <b>(\$85,500)</b>  |                                 |                    |
|   | GF/GP          |  | \$0                         | (\$85,500)         |                                 |                    |

## JUDICIARY


|   | Analyst: Robin R. Risko<br><a href="mailto:rrisko@house.mi.gov">rrisko@house.mi.gov</a><br>Phone: (517) 373-8080 | Funding Source | FY 2019-20<br>Year-to-Date<br>(02/06/20) | Changes from FY 2019-20 YTD |                    | FY 2020-21 Appropriated Amounts |                      |
|---|--|----------------|--|-----------------------------|--------------------|---------------------------------|----------------------|
|   |  |                |  | Executive                   | Conference         | Executive                       | Conference           |
| <b>Sec. 105. JUSTICES' AND JUDGES' COMPENSATION</b>   |  | FTE-justices   | 7.0                                      | 0.0                         | 0.0                | 7.0                             | 7.0                  |
|   |  | FTE-judges     | 580.0                                    | 0.0                         | 0.0                | 580.0                           | 580.0                |
|   |  | <b>Gross</b>   | <b>\$100,008,500</b>                     | <b>\$2,661,100</b>          | <b>\$2,661,100</b> | <b>\$102,669,600</b>            | <b>\$102,669,600</b> |
|   |  | Restricted     | 3,329,400                                | 0                           | 0                  | 3,329,400                       | 3,329,400            |
|   |  | GF/GP          | \$96,679,100                             | \$2,661,100                 | \$2,661,100        | \$99,340,200                    | \$99,340,200         |
| <b>1. Supreme Court Justices' Salaries</b>  |  | FTE-justices   | 7.0                                      | 0.0                         | 0.0                | 7.0                             | 7.0                  |
|   |  | <b>Gross</b>   | <b>\$1,152,300</b>                       | <b>\$58,100</b>             | <b>\$58,100</b>    | <b>\$1,210,400</b>              | <b>\$1,210,400</b>   |
|   |  | GF/GP          | \$1,152,300                              | \$58,100                    | \$58,100           | \$1,210,400                     | \$1,210,400          |
| Includes funding for the 5% salary increase as recommended by the State Officers Compensation Commission.                                       |  | <b>Gross</b>   |  | <b>\$58,100</b>             | <b>\$58,100</b>    |                                 |                      |
|   |  | GF/GP          |  | \$58,100                    | \$58,100           |                                 |                      |
| <b>2. Circuit Court Judges' State Base Salaries</b>   |  | FTE-judges     | 217.0                                    | 0.0                         | 0.0                | 217.0                           | 217.0                |
|   |  | <b>Gross</b>   | <b>\$22,939,900</b>                      | <b>\$821,600</b>            | <b>\$821,600</b>   | <b>\$23,761,500</b>             | <b>\$23,761,500</b>  |
|   |  | Restricted     | 1,567,000                                | 0                           | 0                  | 1,567,000                       | 1,567,000            |
|   |  | GF/GP          | \$21,372,900                             | \$821,600                   | \$821,600          | \$22,194,500                    | \$22,194,500         |
| Includes funding for the 2.0% salary increase on October 1, 2020 and the 1.0% salary increase on April 1, 2021 for all circuit court judges.    |  | <b>Gross</b>   |  | <b>\$821,600</b>            | <b>\$821,600</b>   |                                 |                      |
|   |  | GF/GP          |  | \$821,600                   | \$821,600          |                                 |                      |
| <b>3. Circuit Court Judicial Salary Standardization</b>   |  | <b>Gross</b>   | <b>\$9,922,100</b>                       | <b>\$0</b>                  | <b>\$0</b>         | <b>\$9,922,100</b>              | <b>\$9,922,100</b>   |
|   |  | Restricted     | 696,100                                  | 0                           | 0                  | 696,100                         | 696,100              |
|   |  | GF/GP          | \$9,226,000                              | \$0                         | \$0                | \$9,226,000                     | \$9,226,000          |
| Retains current year funding levels.  |  | <b>Gross</b>   |  | <b>\$0</b>                  | <b>\$0</b>         |                                 |                      |
|   |  | GF/GP          |  | \$0                         | \$0                |                                 |                      |
| <b>4. Court of Appeals Judges' Salaries</b>   |  | FTE-judges     | 25.0                                     | 0.0                         | 0.0                | 25.0                            | 25.0                 |
|   |  | <b>Gross</b>   | <b>\$4,097,700</b>                       | <b>\$102,500</b>            | <b>\$102,500</b>   | <b>\$4,200,200</b>              | <b>\$4,200,200</b>   |
|   |  | GF/GP          | \$4,097,700                              | \$102,500                   | \$102,500          | \$4,200,200                     | \$4,200,200          |
| Includes funding for the 2.0% salary increase on October 1, 2020 and the 1.0% salary increase on April 1, 2021 for all court of appeals judges. |  | <b>Gross</b>   |  | <b>\$102,500</b>            | <b>\$102,500</b>   |                                 |                      |
|   |  | GF/GP          |  | \$102,500                   | \$102,500          |                                 |                      |




## JUDICIARY

|   | Analyst: Robin R. Risko<br><a href="mailto:rrisko@house.mi.gov">rrisko@house.mi.gov</a><br>Phone: (517) 373-8080 |   | Funding Source | FY 2019-20<br>Year-to-Date<br>(02/06/20)  | Changes from FY 2019-20 YTD               |   | FY 2020-21 Appropriated Amounts                         |  |
|---|--|---|----------------|---|---|---|---|--|
|   | Executive  | Conference  |                |   | Executive                                 | Conference  |   |  |
| <b>5. District Court Judges' State Base Salaries</b>  | FTE-judges<br><b>Gross</b><br>GF/GP  | 235.0<br><b>\$24,424,000</b><br>\$24,424,000            |                | 0.0<br><b>\$879,300</b><br>\$879,300      | 0.0<br><b>\$879,300</b><br>\$879,300      | 235.0<br><b>\$25,303,300</b><br>\$25,303,300            | 235.0<br><b>\$25,303,300</b><br>\$25,303,300            |  |
| Includes funding for the 2.0% salary increase on October 1, 2020 and the 1.0% salary increase on April 1, 2021 for all district court judges. | <b>Gross</b><br>GF/GP  |   |                | <b>\$879,300</b><br>\$879,300             | <b>\$879,300</b><br>\$879,300             |   |   |  |
| <b>6. District Court Judicial Salary Standardization</b>  | <b>Gross</b><br>GF/GP  | <b>\$10,745,200</b><br>\$10,745,200                     |                | <b>\$0</b><br>\$0                         | <b>\$0</b><br>\$0                         | <b>\$10,745,200</b><br>\$10,745,200                     | <b>\$10,745,200</b><br>\$10,745,200                     |  |
| Retains current year funding levels.  | <b>Gross</b><br>GF/GP  |   |                | <b>\$0</b><br>\$0                         | <b>\$0</b><br>\$0                         |   |   |  |
| <b>7. Probate Court Judges' State Base Salaries</b>   | FTE-judges<br><b>Gross</b><br>Restricted<br>GF/GP  | 103.0<br><b>\$10,802,900</b><br>738,100<br>\$10,064,800 |                | 0.0<br><b>\$386,900</b><br>0<br>\$386,900 | 0.0<br><b>\$386,900</b><br>0<br>\$386,900 | 103.0<br><b>\$11,189,800</b><br>738,100<br>\$10,451,700 | 103.0<br><b>\$11,189,800</b><br>738,100<br>\$10,451,700 |  |
| Includes funding for the 2.0% salary increase on October 1, 2020 and the 1.0% salary increase on April 1, 2021 for all probate court judges.  | <b>Gross</b><br>GF/GP  |   |                | <b>\$386,900</b><br>\$386,900             | <b>\$386,900</b><br>\$386,900             |   |   |  |
| <b>8. Probate Court Judicial Salary Standardization</b>   | <b>Gross</b><br>Restricted<br>GF/GP  | <b>\$4,669,600</b><br>328,200<br>\$4,341,400            |                | <b>\$0</b><br>0<br>\$0                    | <b>\$0</b><br>0<br>\$0                    | <b>\$4,669,600</b><br>328,200<br>\$4,341,400            | <b>\$4,669,600</b><br>328,200<br>\$4,341,400            |  |
| Retains current year funding levels.  | <b>Gross</b><br>GF/GP  |   |                | <b>\$0</b><br>\$0                         | <b>\$0</b><br>\$0                         |   |   |  |
| <b>9. Judges' Retirement System Defined Contributions</b>   | <b>Gross</b><br>GF/GP  | <b>\$4,974,800</b><br>\$4,974,800                       |                | <b>\$198,400</b><br>\$198,400             | <b>\$198,400</b><br>\$198,400             | <b>\$5,173,200</b><br>\$5,173,200                       | <b>\$5,173,200</b><br>\$5,173,200                       |  |
| Includes funding for actuarially required retirement contributions.   | <b>Gross</b><br>GF/GP  |   |                | <b>\$198,400</b><br>\$198,400             | <b>\$198,400</b><br>\$198,400             |   |   |  |
| <b>10. OASI, Social Security</b>  | <b>Gross</b><br>GF/GP  | <b>\$6,280,000</b><br>\$6,280,000                       |                | <b>\$214,300</b><br>\$214,300             | <b>\$214,300</b><br>\$214,300             | <b>\$6,494,300</b><br>\$6,494,300                       | <b>\$6,494,300</b><br>\$6,494,300                       |  |
| Includes funding to cover increased costs to the state for FICA contributions for judges.   | <b>Gross</b><br>GF/GP  |   |                | <b>\$214,300</b><br>\$214,300             | <b>\$214,300</b><br>\$214,300             |   |   |  |

## JUDICIARY

|  <div style="clear: both;"></div> Analyst: Robin R. Risko<br><a href="mailto:rrisko@house.mi.gov">rrisko@house.mi.gov</a><br>Phone: (517) 373-8080 | Funding Source | FY 2019-20<br>Year-to-Date<br>(02/06/20) | Changes from FY 2019-20 YTD |                  | FY 2020-21 Appropriated Amounts |                    |                    |
|---|----------------|--|-----------------------------|------------------|---------------------------------|--------------------|--------------------|
|   |                |  | Executive                   | Conference       | Executive                       | Conference         |                    |
| <b>Sec. 106. JUDICIAL AGENCIES</b>  |                | FTE-exempt                               | 7.0                         | 0.0              | 0.0                             | 7.0                | 7.0                |
|   |                | <b>Gross</b>                             | <b>\$1,276,000</b>          | <b>\$132,700</b> | <b>\$132,700</b>                | <b>\$1,408,700</b> | <b>\$1,408,700</b> |
|   |                | GF/GP                                    | \$1,276,000                 | \$132,700        | \$132,700                       | \$1,408,700        | \$1,408,700        |
| <b>1. Judicial Tenure Commission</b>  |                | FTE-exempt                               | 7.0                         | 0.0              | 0.0                             | 7.0                | 7.0                |
|   |                | <b>Gross</b>                             | <b>\$1,276,000</b>          | <b>\$132,700</b> | <b>\$132,700</b>                | <b>\$1,408,700</b> | <b>\$1,408,700</b> |
|   |                | GF/GP                                    | \$1,276,000                 | \$132,700        | \$132,700                       | \$1,408,700        | \$1,408,700        |
| a. Includes funding for costs of outside counsel, which is now required when arguing cases before the Supreme Court.  |                | <b>Gross</b>                             |                             | <b>\$100,000</b> | <b>\$100,000</b>                |                    |                    |
|   |                | GF/GP                                    |                             | \$100,000        | \$100,000                       |                    |                    |
| b. Includes funding for salary and wage increases (2.0% on October 1, 2020 and 1.0% on April 1, 2021), actuarially required retirement contributions, and increased building occupancy charges.   |                | <b>Gross</b>                             |                             | <b>\$32,700</b>  | <b>\$32,700</b>                 |                    |                    |
|   |                | GF/GP                                    |                             | \$32,700         | \$32,700                        |                    |                    |

## JUDICIARY

|   | Analyst: Robin R. Risko<br><a href="mailto:rrisko@house.mi.gov">rrisko@house.mi.gov</a><br>Phone: (517) 373-8080 | Funding Source | FY 2019-20<br>Year-to-Date<br>(02/06/20) | Changes from FY 2019-20 YTD |                    | FY 2020-21 Appropriated Amounts |                    |
|---|--|----------------|--|-----------------------------|--------------------|---------------------------------|--------------------|
|   |  |                |  | Executive                   | Conference         | Executive                       | Conference         |
| <b>Sec. 107. INDIGENT DEFENSE - CRIMINAL</b>  |  |                |  |                             |                    |                                 |                    |
|   |  | FTE-exempt     | 55.0                                     | 7.0                         | 1.0                | 62.0                            | 56.0               |
|   |  | <b>Gross</b>   | <b>\$8,560,900</b>                       | <b>\$1,107,800</b>          | <b>\$83,500</b>    | <b>\$9,668,700</b>              | <b>\$8,644,400</b> |
|   |  | Federal        | 347,500                                  | 8,100                       | 225,600            | 355,600                         | 573,100            |
|   |  | Private        | 87,000                                   | 1,900                       | 1,900              | 88,900                          | 88,900             |
|   |  | Restricted     | 168,300                                  | 4,800                       | 4,800              | 173,100                         | 173,100            |
|   |  | GF/GP          | \$7,958,100                              | \$1,093,000                 | (\$148,800)        | \$9,051,100                     | \$7,809,300        |
| <b>1. Appellate Public Defender Program</b>   |  |                |  |                             |                    |                                 |                    |
|   |  | FTE-exempt     | 55.0                                     | 7.0                         | 1.0                | 62.0                            | 56.0               |
|   |  | <b>Gross</b>   | <b>\$8,560,900</b>                       | <b>\$1,107,800</b>          | <b>\$83,500</b>    | <b>\$9,668,700</b>              | <b>\$8,644,400</b> |
|   |  | Federal        | 347,500                                  | 8,100                       | 225,600            | 355,600                         | 573,100            |
|   |  | Private        | 87,000                                   | 1,900                       | 1,900              | 88,900                          | 88,900             |
|   |  | Restricted     | 168,300                                  | 4,800                       | 4,800              | 173,100                         | 173,100            |
|   |  | GF/GP          | \$7,958,100                              | \$1,093,000                 | (\$148,800)        | \$9,051,100                     | \$7,809,300        |
| a. Executive Includes ongoing funding and authorization for 7.0 FTE positions for the State Appellate Defender Office to ensure compliance with the U.S. Supreme Court ruling on the <i>Montgomery v Louisiana</i> case. SADO provides post-conviction representation of juvenile lifers. Of the clients remaining to be served, most of them are awaiting contested hearings and a small number of them are in appellate courts. Conference includes FTE position authorization and funding for representation of juvenile lifers in the one-time appropriations unit and authorizes 1.0 additional FTE position for this line item. |  | FTE-exempt     |  | 7.0                         | 1.0                |                                 |                    |
|   |  | <b>Gross</b>   |  | <b>\$881,100</b>            | <b>\$0</b>         |                                 |                    |
|   |  | GF/GP          |  | \$881,100                   | \$0                |                                 |                    |
| b. Includes funding for negotiated salary and wage increases (2.0% on October 1, 2020 and 1.0% on April 1, 2021), actuarially required retirement contributions, and increased rent costs.  |  | <b>Gross</b>   |  | <b>\$226,700</b>            | <b>\$226,700</b>   |                                 |                    |
|   |  | Federal        |  | 8,100                       | 8,100              |                                 |                    |
|   |  | Private        |  | 1,900                       | 1,900              |                                 |                    |
|   |  | Restricted     |  | 4,800                       | 4,800              |                                 |                    |
|   |  | GF/GP          |  | \$211,900                   | \$211,900          |                                 |                    |
| c. Conference includes authorization to receive additional federal grant funding.   |  | <b>Gross</b>   |  | <b>\$0</b>                  | <b>\$217,500</b>   |                                 |                    |
|   |  | Federal        |  | 0                           | 217,500            |                                 |                    |
|   |  | GF/GP          |  | \$0                         | \$0                |                                 |                    |
| b. Conference reflects a savings due to extension of the hiring freeze, a reduction in non-essential travel, and cancellation of a lease for office space.  |  | <b>Gross</b>   |  | <b>\$0</b>                  | <b>(\$360,700)</b> |                                 |                    |
|   |  | GF/GP          |  | \$0                         | (\$360,700)        |                                 |                    |


## JUDICIARY




Analyst: Robin R. Risko  
[rrisko@house.mi.gov](mailto:rrisko@house.mi.gov)  
 Phone: (517) 373-8080

|  | Funding Source | FY 2019-20<br>Year-to-Date<br>(02/06/20) | Changes from FY 2019-20 YTD |            | FY 2020-21 Appropriated Amounts |                    |
|--|----------------|--|-----------------------------|------------|---------------------------------|--------------------|
|  |                |  | Executive                   | Conference | Executive                       | Conference         |
| <b>Sec. 108. INDIGENT CIVIL LEGAL ASSISTANCE</b> | <b>Gross</b>   | <b>\$7,937,000</b>                       | <b>\$0</b>                  | <b>\$0</b> | <b>\$7,937,000</b>              | <b>\$7,937,000</b> |
|  | Restricted     | 7,937,000                                | 0                           | 0          | 7,937,000                       | 7,937,000          |
|  | GF/GP          | \$0                                      | \$0                         | \$0        | \$0                             | \$0                |
| <b>1. Indigent Civil Legal Assistance</b>        | <b>Gross</b>   | <b>\$7,937,000</b>                       | <b>\$0</b>                  | <b>\$0</b> | <b>\$7,937,000</b>              | <b>\$7,937,000</b> |
|  | Restricted     | 7,937,000                                | 0                           | 0          | 7,937,000                       | 7,937,000          |
|  | GF/GP          | \$0                                      | \$0                         | \$0        | \$0                             | \$0                |
| Retains current year funding levels.             | <b>Gross</b>   |  | <b>\$0</b>                  | <b>\$0</b> |                                 |                    |
|  | GF/GP          |  | \$0                         | \$0        |                                 |                    |


## JUDICIARY

|  | Analyst: Robin R. Risko<br><a href="mailto:rrisko@house.mi.gov">rrisko@house.mi.gov</a><br>Phone: (517) 373-8080 | Funding Source | FY 2019-20<br>Year-to-Date<br>(02/06/20) | Changes from FY 2019-20 YTD |                 | FY 2020-21 Appropriated Amounts |                     |
|--|--|----------------|--|-----------------------------|-----------------|---------------------------------|---------------------|
|  |  |                |  | Executive                   | Conference      | Executive                       | Conference          |
| <b>Sec. 109. TRIAL COURT OPERATIONS</b>  |  | FTE-exempt     | 6.0                                      | 7.0                         | 7.0             | 13.0                            | 13.0                |
|  |  | <b>Gross</b>   | <b>\$85,985,300</b>                      | <b>\$24,900</b>             | <b>\$24,900</b> | <b>\$86,010,200</b>             | <b>\$86,010,200</b> |
|  |  | Restricted     | 75,609,600                               | 24,900                      | 24,900          | 75,634,500                      | 75,634,500          |
|  |  | GF/GP          | \$10,375,700                             | \$0                         | \$0             | \$10,375,700                    | \$10,375,700        |
| <b>1. Court Equity Fund Reimbursements</b>                                       |  | <b>Gross</b>   | <b>\$60,815,700</b>                      | <b>\$0</b>                  | <b>\$0</b>      | <b>\$60,815,700</b>             | <b>\$60,815,700</b> |
|  |  | Restricted     | 50,440,000                               | 0                           | 0               | 50,440,000                      | 50,440,000          |
|  |  | GF/GP          | \$10,375,700                             | \$0                         | \$0             | \$10,375,700                    | \$20,751,400        |
| Retains current year funding levels.   |  | <b>Gross</b>   |  | <b>\$0</b>                  |                 |                                 |                     |
|  |  | GF/GP          |  | \$0                         |                 |                                 |                     |
| <b>2. Drug Case-Flow Program</b>   |  | <b>Gross</b>   | <b>\$250,000</b>                         | <b>\$0</b>                  | <b>\$0</b>      | <b>\$250,000</b>                | <b>\$250,000</b>    |
|  |  | Restricted     | 250,000                                  | 0                           | 0               | 250,000                         | 250,000             |
|  |  | GF/GP          | \$0                                      | \$0                         | \$0             | \$0                             | \$0                 |
| Retains current year funding levels.   |  | <b>Gross</b>   |  | <b>\$0</b>                  |                 |                                 |                     |
|  |  | GF/GP          |  | \$0                         |                 |                                 |                     |
| <b>3. Drunk Driving Case-Flow Program</b>  |  | <b>Gross</b>   | <b>\$3,300,000</b>                       | <b>\$0</b>                  | <b>\$0</b>      | <b>\$3,300,000</b>              | <b>\$3,300,000</b>  |
|  |  | Restricted     | 3,300,000                                | 0                           | 0               | 3,300,000                       | 3,300,000           |
|  |  | GF/GP          | \$0                                      | \$0                         | \$0             | \$0                             | \$0                 |
| Retains current year funding levels.   |  | <b>Gross</b>   |  | <b>\$0</b>                  |                 |                                 |                     |
|  |  | GF/GP          |  | \$0                         |                 |                                 |                     |
| <b>4. Judicial Technology Improvement Fund</b>                                   |  | <b>Gross</b>   | <b>\$4,815,000</b>                       | <b>\$0</b>                  | <b>\$0</b>      | <b>\$4,815,000</b>              | <b>\$4,815,000</b>  |
|  |  | Restricted     | 4,815,000                                | 0                           | 0               | 4,815,000                       | 4,815,000           |
|  |  | GF/GP          | \$0                                      | \$0                         | \$0             | \$0                             | \$0                 |
| Retains current year funding levels.   |  | <b>Gross</b>   |  | <b>\$0</b>                  |                 |                                 |                     |
|  |  | GF/GP          |  | \$0                         |                 |                                 |                     |

## JUDICIARY

|  <div style="clear: both;"></div> <p style="text-align: right; margin: 0;"> <b>Analyst: Robin R. Risko</b><br/> <a href="mailto:rrisko@house.mi.gov">rrisko@house.mi.gov</a><br/>                     Phone: (517) 373-8080                 </p> | Funding Source | FY 2019-20<br>Year-to-Date<br>(02/06/20) | Changes from FY 2019-20 YTD |                 | FY 2020-21 Appropriated Amounts |                     |
|---|----------------|--|-----------------------------|-----------------|---------------------------------|---------------------|
|   |                |  | Executive                   | Conference      | Executive                       | Conference          |
| <b>5. Juror Compensation Reimbursement</b>  | FTE-exempt     | 1.0                                      | 0.0                         | 0.0             | 1.0                             | 1.0                 |
|   | <b>Gross</b>   | <b>\$6,604,600</b>                       | <b>\$4,300</b>              | <b>\$4,300</b>  | <b>\$6,608,900</b>              | <b>\$6,608,900</b>  |
|   | Restricted     | 6,604,600                                | 4,300                       | 4,300           | 6,608,900                       | 6,608,900           |
|   | GF/GP          | \$0                                      | \$0                         | \$0             | \$0                             | \$0                 |
| Includes funding for negotiated salary and wage increases (2.0% on October 1, 2020 and 1.0% on April 1, 2021) and actuarially required retirement contributions.  | <b>Gross</b>   |  | <b>\$4,300</b>              | <b>\$4,300</b>  |                                 |                     |
|   | Restricted     |  | 4,300                       | 4,300           |                                 |                     |
|   | GF/GP          |  | \$0                         | \$0             |                                 |                     |
| <b>6. Statewide E-File System</b>   | FTE-exempt     | 5.0                                      | 7.0                         | 7.0             | 12.0                            | 12.0                |
|   | <b>Gross</b>   | <b>\$10,200,000</b>                      | <b>\$20,600</b>             | <b>\$20,600</b> | <b>\$10,220,600</b>             | <b>\$10,220,600</b> |
|   | Restricted     | 10,200,000                               | 20,600                      | 20,600          | 10,220,600                      | 10,220,600          |
|   | GF/GP          | \$0                                      | \$0                         | \$0             | \$0                             | \$0                 |
| a. Includes authorization for additional FTE positions. 2019 PA 56 authorized receipt of additional Electronic Filing Fee Fund revenue to support continued expansion of the e-file system. Authorization for the associated FTE positions should have been included in that bill but were not.   | FTE-exempt     |  | 7.0                         | 7.0             |                                 |                     |
|   | <b>Gross</b>   |  | <b>\$0</b>                  | <b>\$0</b>      |                                 |                     |
|   | GF/GP          |  | \$0                         | \$0             |                                 |                     |
| b. Includes funding for negotiated salary and wage increases (2.0% on October 1, 2020 and 1.0% on April 1, 2021) and actuarially required retirement contributions.   | <b>Gross</b>   |  | <b>\$20,600</b>             | <b>\$20,600</b> |                                 |                     |
|   | Restricted     |  | 20,600                      | 20,600          |                                 |                     |
|   | GF/GP          |  | \$0                         | \$0             |                                 |                     |

## JUDICIARY

|  <div style="clear: both;"></div> Analyst: Robin R. Risko<br><a href="mailto:rrisko@house.mi.gov">rrisko@house.mi.gov</a><br>Phone: (517) 373-8080   | Funding Source | FY 2019-20<br>Year-to-Date<br>(02/06/20) | Changes from FY 2019-20 YTD |                      | FY 2020-21 Appropriated Amounts |            |                    |
|---|----------------|--|-----------------------------|----------------------|---------------------------------|------------|--------------------|
|   |                |  | Executive                   | Conference           | Executive                       | Conference |                    |
| <b>Sec. 110. ONE-TIME APPROPRIATIONS</b>  |                |  |                             |                      |                                 |            |                    |
|   | FTE-exempt     | 12.0                                     |                             | (12.0)               | (4.0)                           | 0.0        | 8.0                |
|   | <b>Gross</b>   | <b>\$3,142,600</b>                       |                             | <b>(\$3,142,600)</b> | <b>(\$1,335,800)</b>            | <b>\$0</b> | <b>\$1,806,800</b> |
|   | GF/GP          | \$3,142,600                              |                             | (\$3,142,600)        | (\$1,335,800)                   | \$0        | \$1,806,800        |
| <b>1. Compliance with <i>Montgomery v Louisiana</i></b>   |                |  |                             |                      |                                 |            |                    |
|   | FTE-exempt     | 11.0                                     |                             | (11.0)               | (4.0)                           | 0.0        | 7.0                |
|   | <b>Gross</b>   | <b>\$841,900</b>                         |                             | <b>(\$841,900)</b>   | <b>\$39,200</b>                 | <b>\$0</b> | <b>\$881,100</b>   |
|   | GF/GP          | \$841,900                                |                             | (\$841,900)          | \$39,200                        | \$0        | \$881,100          |
| Executive eliminates funding and FTE position authorization for this line item, but includes FTE positions and funding in the Appellate Public Defender line item. Conference adjusts current year levels of FTE positions and funding, and retains them in this line item.   | FTE-exempt     |  |                             | (11.0)               | (4.0)                           |            |                    |
|   | <b>Gross</b>   |  |                             | <b>(\$841,900)</b>   | <b>\$39,200</b>                 |            |                    |
|   | GF/GP          |  |                             | (\$841,900)          | \$39,200                        |            |                    |
| <b>2. Expansion of Problem Solving Courts</b>   |                |  |                             |                      |                                 |            |                    |
|   | <b>Gross</b>   | <b>\$400,000</b>                         |                             | <b>(\$400,000)</b>   | <b>\$200,000</b>                | <b>\$0</b> | <b>\$600,000</b>   |
|   | GF/GP          | \$400,000                                |                             | (\$400,000)          | \$200,000                       | \$0        | \$600,000          |
| Executive eliminates funding for this line item. Conference includes additional funding for this line item, allocating \$100,000 of it specifically for an oral fluid testing pilot project in veterans and/or mental health treatment courts that determines compliance with required mental health prescriptions or requirements. | <b>Gross</b>   |  |                             | <b>(\$400,000)</b>   | <b>\$200,000</b>                |            |                    |
|   | GF/GP          |  |                             | (\$400,000)          | \$200,000                       |            |                    |
| <b>3. Judicial Tenure Commission</b>  |                |  |                             |                      |                                 |            |                    |
|   | <b>Gross</b>   | <b>\$100,000</b>                         |                             | <b>(\$100,000)</b>   | <b>(\$100,000)</b>              | <b>\$0</b> | <b>\$0</b>         |
|   | GF/GP          | \$100,000                                |                             | (\$100,000)          | (\$100,000)                     | \$0        | \$0                |
| Eliminates funding for this line item.  | <b>Gross</b>   |  |                             | <b>(\$100,000)</b>   | <b>(\$100,000)</b>              |            |                    |
|   | GF/GP          |  |                             | (\$100,000)          | (\$100,000)                     |            |                    |
| <b>4. Michigan Supreme Court Public Website Upgrade</b>   |                |  |                             |                      |                                 |            |                    |
|   | <b>Gross</b>   | <b>\$1,475,000</b>                       |                             | <b>(\$1,475,000)</b> | <b>(\$1,475,000)</b>            | <b>\$0</b> | <b>\$0</b>         |
|   | GF/GP          | \$1,475,000                              |                             | (\$1,475,000)        | (\$1,475,000)                   | \$0        | \$0                |
| Eliminates funding for this line item.  | <b>Gross</b>   |  |                             | <b>(\$1,475,000)</b> | <b>(\$1,475,000)</b>            |            |                    |
|   | GF/GP          |  |                             | (\$1,475,000)        | (\$1,475,000)                   |            |                    |
| <b>5. Pretrial Risk Assessment</b>  |                |  |                             |                      |                                 |            |                    |
|   | FTE-exempt     | 1.0                                      |                             | (1.0)                | 0.0                             | 0.0        | 1.0                |
|   | <b>Gross</b>   | <b>\$325,700</b>                         |                             | <b>(\$325,700)</b>   | <b>\$0</b>                      | <b>\$0</b> | <b>\$325,700</b>   |
|   | GF/GP          | \$325,700                                |                             | (\$325,700)          | \$0                             | \$0        | \$325,700          |
| Executive eliminates funding and FTE position authorization for this line item, but includes FTE positions and funding in the State Court Administrative Office line item. Conference retains current year FTE positions and funding levels.  | FTE-exempt     |  |                             | (1.0)                | 0.0                             |            |                    |
|   | <b>Gross</b>   |  |                             | <b>(\$325,700)</b>   | <b>\$0</b>                      |            |                    |
|   | GF/GP          |  |                             | (\$325,700)          | \$0                             |            |                    |