

Oakland University Transfer Student Enrollment Update





Top 3 Questions Transfers Consider:

- 1. How many of my credits will transfer?**
 - 2. How long will it take to complete my degree?**
 - 3. How much will it cost?**
- 
- A decorative horizontal bar at the bottom of the slide, consisting of a thick dark blue line above a thinner gold line.

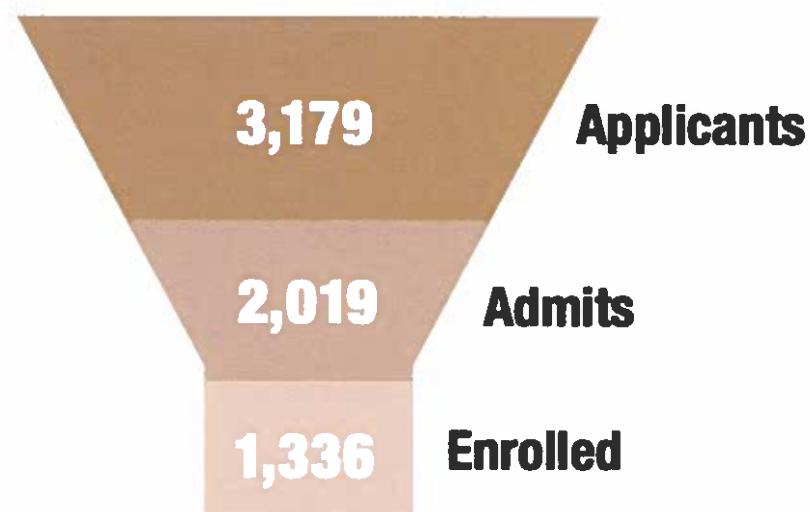
Fall 2021
Incoming Transfer Class



Fall 2021 Incoming Transfer Class



Number of Applicants, Admitted and Enrolled Students

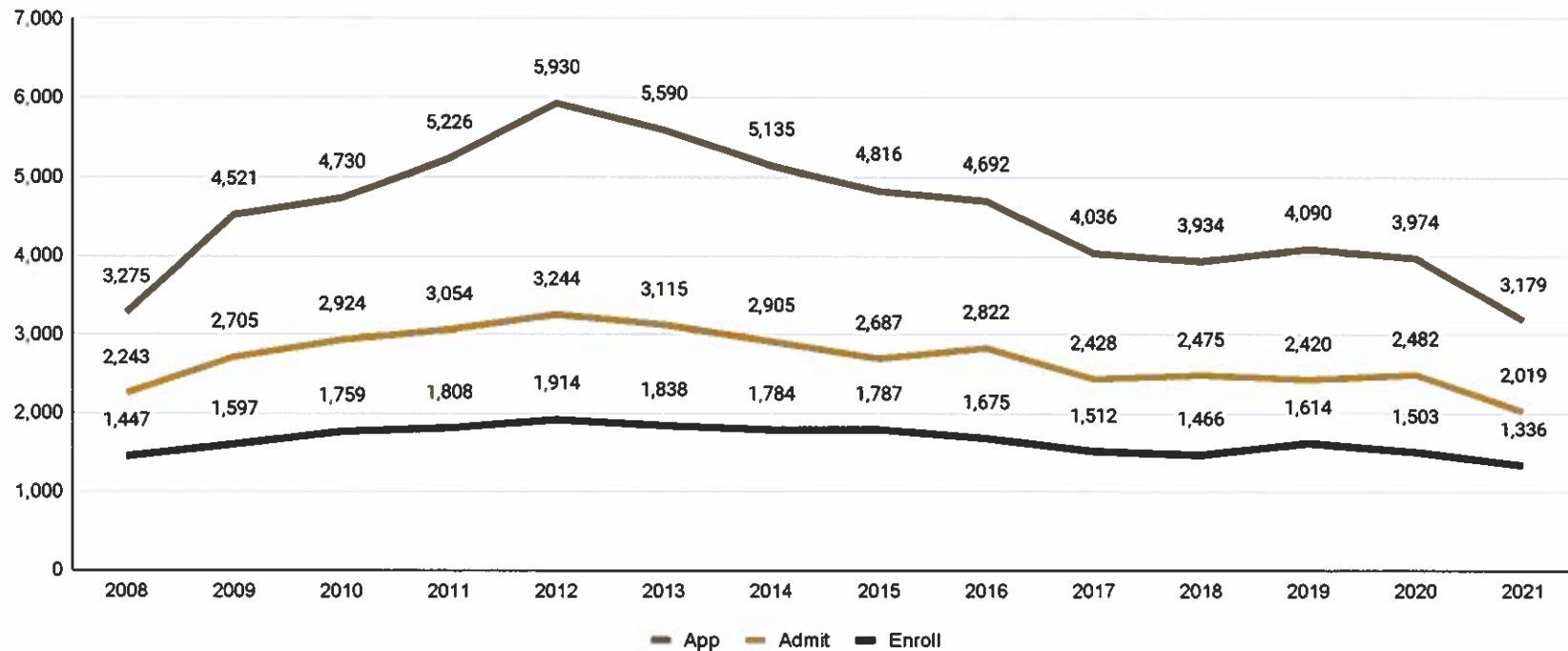


Tied for #1 Transfer Student destination in Michigan for 2021, among the public institutions

Fall Incoming Transfers - Enrollment History



New Transfer Apps, Admits and Enrolls (Fall)



Fall 2021 Incoming Transfer Class



Incoming
Transfer
Student Profile

AVERAGE GPA

3.1

ENROLLMENT

1,336

Fall 2021 Incoming Transfer Class



Fall 2021 New Transfers by Race/Ethnicity

Native American	0.40%
Native Hawaiian	0.10%
International	2.20%
Asian	5.30%
Hispanic	5.30%
Multiple Races	4.10%
Unknown	4.40%
African American	7.80%
White	70.40%

Fall 2021 Incoming Transfer Class



Racial and Ethnic Diversity

- **16.2% underrepresented minority students (*same as in fall 2020*)**
- **Overall percentage of African American students rose to 12.3% (*compared to 10% in fall 2020*)**
- **2.5% International transfer students enrolled in fall 2021 (*compared to 2.3% in fall 2020*)**

Fall 2021 Incoming Transfer Class



Financial Profile

- **30.4% Pell-eligible (*compared to 25.4% in fall 2020*)**
- **13% are receiving institutional, need-based financial aid (*compared to 8% in fall 2019, 10% in fall 2020*)**
- **56.7% received our automatic, merit-based scholarships**
- **New addition: Frontline Workers Scholarship**

Fall 2021 Incoming Transfer Class



Incoming Transfer Majors

Arts & Sciences



418

Nursing



253

Business



203

**Engineering
& Computer
Science**



179

**Health
Sciences**



115

**Education
& Human
Services**



113

**Integrative
Studies**



45

Undecided



10

Fall 2021 Transfer Majors



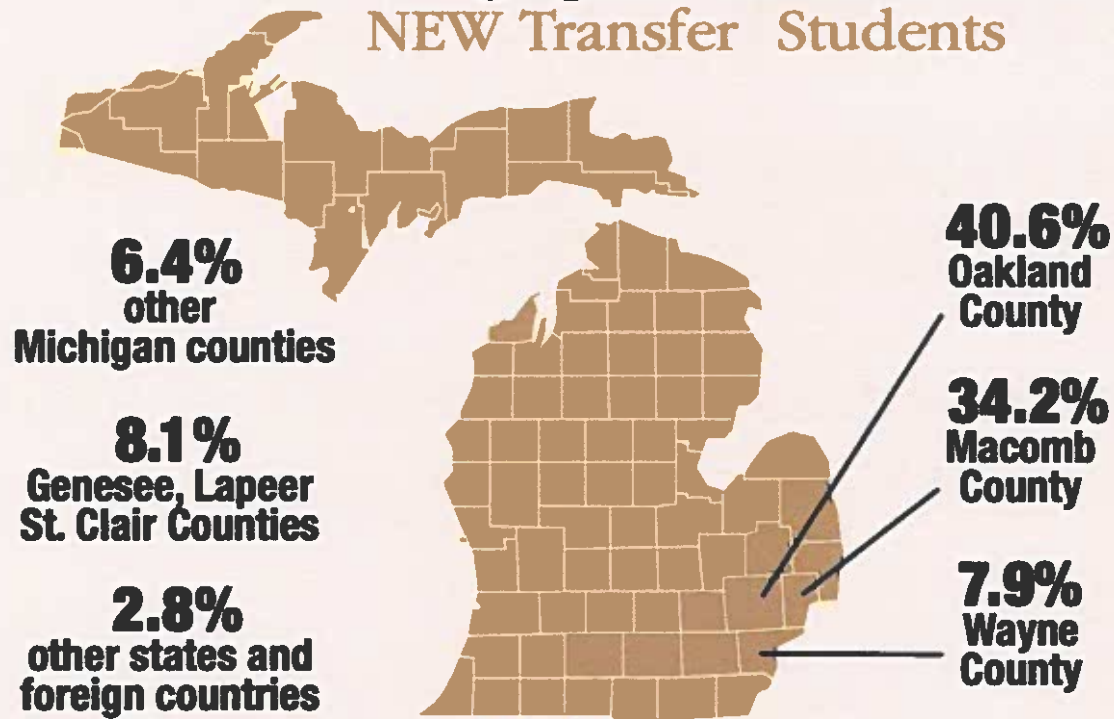
Transfer majors with 30 or more new enrolled students

Major	# Enrolled	% of Total
Pre-Business Admin	152	11.38%
Nursing Second BSN	112	8.38%
Psychology	96	7.19%
Nursing (Compleat Seq)	83	6.21%
Pre-Elementary Education	76	5.69%
Biology	53	3.97%
Undecided Bus Admin	48	3.59%
EGR/CS Candidate	46	3.44%
Social Work	34	2.54%
Pre-Nursing	33	2.47%
Pre-Mechanical Engineering	31	2.32%
Health Sciences	30	2.25%
Pre-Electrical Engineering	30	2.25%
Pre-Human Resrce Devel	30	2.25%

Fall 2021 Incoming Transfer Class



Geographic Distribution of all NEW Transfer Students



Fall 2021 Incoming Transfer Class



Geographic diversity

- **1.3% of Transfers are from out-of-state**
(compared to 2.1% in fall 2020)
- **2.5% of Transfers are international**
(compared to 2.3% in fall 2020)

Fall 2021 Incoming Transfer Class



Top 10 Transfer Student Feeder Institutions

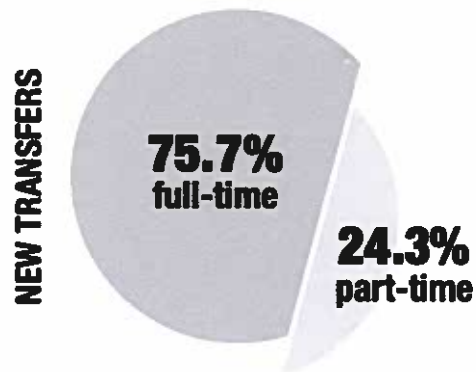
Fall 2021

1. **Macomb Community College (329)**
2. **Oakland Community College (287)**
3. **St. Clair County Community College (37)**
4. **Grand Valley State University (27)**
5. **Michigan State University (23)**
6. **Schoolcraft College (21)**
7. **Henry Ford College (21)**
8. **Mott Community College (20)**
9. **Central Michigan University (15)**
10. **Wayne County Community College (14)**

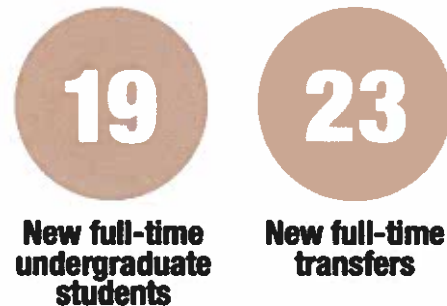
Fall 2021 Incoming Transfer Class



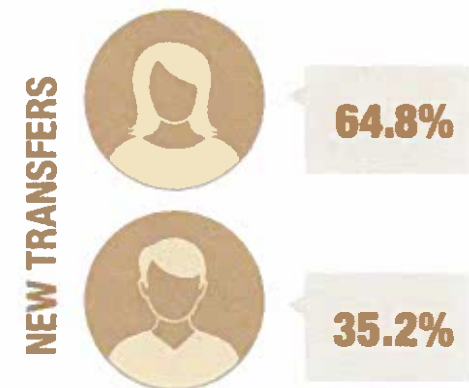
Part-time vs. Full-time Students



Average Age



Gender



Fall 2021 Incoming Transfer Class



Other Demographic Information

- **20.2% adult learners (over the age of 25)**
 - ***most adult learners on campus are transfer students***
- **34% of new transfers identify as first-generation college students (compared to 33.4% of FTIACs)**
- **5.9% of new Transfers are living on campus (compared to 3.3% in fall 2020)**

National Student Clearinghouse Data



Fall 2021 Lost Transfer Admits

Transfer admits not enrolled at OU
For destinations with 10 or more lost students

Fall 2021 Transfer Destinations	Lost Transfers
Wayne State University	78
Macomb Community College	65
Oakland Community College	57
Michigan State University	25
Grand Valley State University	23
Eastern Michigan University	20
University Of Michigan Flint	18
Central Michigan University	10
Schoolcraft College	10

Recent Transfer/College Credit Changes



- No credit limit on transfer credit from community college or 4-Year institution
- Transfer credits accepted any time during attendance
- Enhanced acceptance of Advance Placement, International Baccalaureate, and College-Level Examination Program (CLEP)
- Adopted a policy for DANTES Subject Standardized Tests (DSST)
- New process created for Prior Learning Assessment (PLA)
- New OU policy accepts Ohio Transfer 36 from Ohio community colleges to satisfy OU general education requirements
- Expansion of Online Transfer Tool with nearly 103K transfer course equivalents for students to view

Transfer Articulation Agreements



40 signed agreements

Academic Disciplines

- Business, Social Work, Environmental Health & Safety, Human Resource Development, Exercise Science, Wellness & Health Promotion, RN-BSN, Applied Health, Bachelor of Integrative Studies

Institutions with an agreement

- Macomb CC, Oakland CC, St. Clair County CC, Mid-Michigan CC, Mott CC, Washtenaw CC, Lansing CC, Henry Ford College, Kellogg CC, Schoolcraft College, Delta College, Kirtland CC, Trinidad State JC (Colorado), Owens Community College

Reverse Transfer Agreements



21 signed agreements

- Bay College
- Delta College
- Glen Oaks Community College
- Grand Rapids Community College
- Henry Ford College
- Jackson College
- Kalamazoo Valley Community College
- Kellogg Community College
- Kirtland Community College
- Lansing Community College
- Macomb Community College
- Mid Michigan Community College
- Montcalm Community College
- Mott Community College
- North Central Michigan College
- Northwestern Michigan College
- Oakland Community College
- Schoolcraft College
- St. Clair County Community College
- Washtenaw Community College
- Wayne County Community College

MI Pathways Project



Two-year statewide initiative to streamline transfer for 10 academic subjects.

OU is Actively Participating Pathways

- Art
- Biology
- Business
- Communications
- Criminal Justice
- Exercise Science
- Mechanical Engineering
- Psychology
- Social Work

Transfer Guides by Major/Program



Office of the Registrar maintains ~1400 transfer guides for MI community colleges

Tier 1 Community Colleges

These are the institutions we see the most students from and maintain over 100 transfer guides for each

- Oakland Community College
- Macomb Community College

Tier 2 Community Colleges

These are the institutions we see many students from and maintain around 60 transfer guides for each

- St. Clair County Community College
- Schoolcraft College
- Mott Community College
- Washtenaw Community College
- Wayne County Community College District
- Lansing Community College

Tier 3 Community Colleges (20 institutions)

These are the institutions that we see few students from and maintain roughly 40 transfer guides for each

Moving Forward: Areas of Focus



Establish Curricular Maps for Transfer Students

Completion Programs

Expansion of Online and Hybrid Pathways

Offer more High-Demand Programs

Improve Enrollment and Graduation Rates of Adult Learners

Identify Faculty Champions For Prior Learning

Student Demand and Enrollment Capacity

Continue to Improve the Diversity of the Transfer Class

Continue to Strengthen Relationships with Community College Partners



Questions?



Average Credits Upon Graduation



- **3,236 students awarded an undergraduate degree Fall 2019 through Summer 2020**
 - 2,631 (81.3%) graduates had some transfer credit
 - Overall average transfer credit: 43.2 credits
 - 1,192 graduates with transfer credit were FTIACs
 - Average transfer credits for FTIACs is 20.9 credits

