

Transportation

“Providing the highest quality integrated transportation services for economic benefit and improved quality of life.”



A Healthy Economy Relies on Good Highways

- 36% of US/Canada trade flows through Michigan
- \$860 billion in freight is moved each year on Michigan's highways, rail air, & water ports
- Trucking accounts for 73% of all freight tonnage moved in Michigan
- 80% of Michigan tourism is auto-based

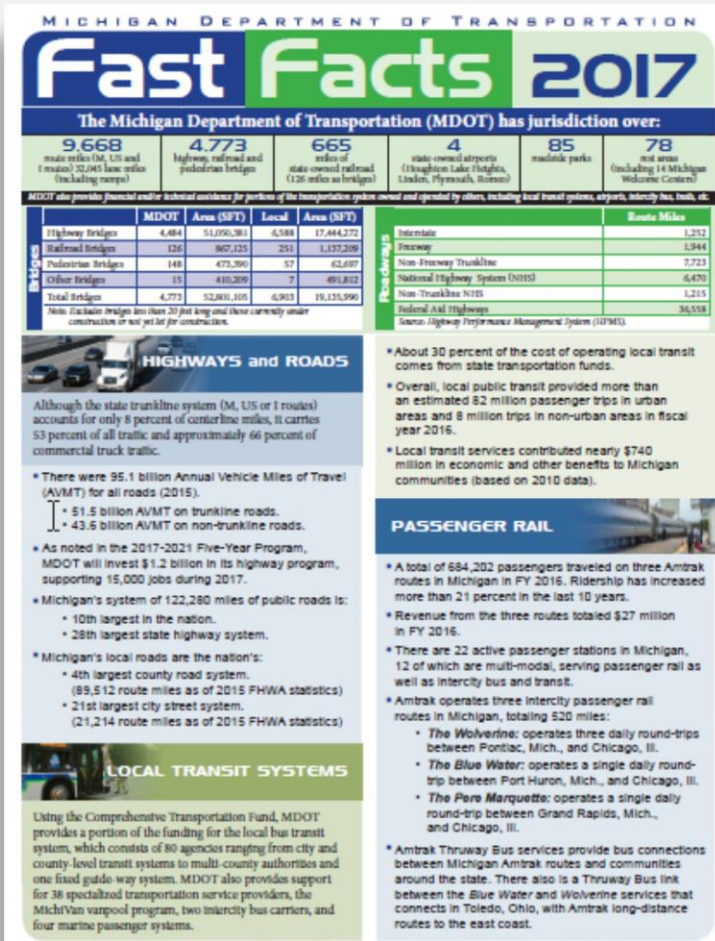


All Transportation Supports the Economy

- Operation of bus transit systems contribute an estimated \$740 million to the economy each year
- Passenger rail is expected to generate between \$1.0-1.5 billion in net economic benefit annually
- Aviation contributes more than \$20 billion/year
- Bicycling provides an estimated \$668 million/year in economic benefit



Michigan's Multi-Modal Transportation System



- 120,000 route miles of roads
- 11,700 bridges
- 3,600 miles of rail
- 235 public use airports
- 5 intercity bus routes
- 3 passenger rail routes

Multiple Modes, Varied Oversight



- 700+ public & private agencies
- 617 road agencies
- 80 transit agencies
- 18 air carrier airports
- 33 active cargo ports

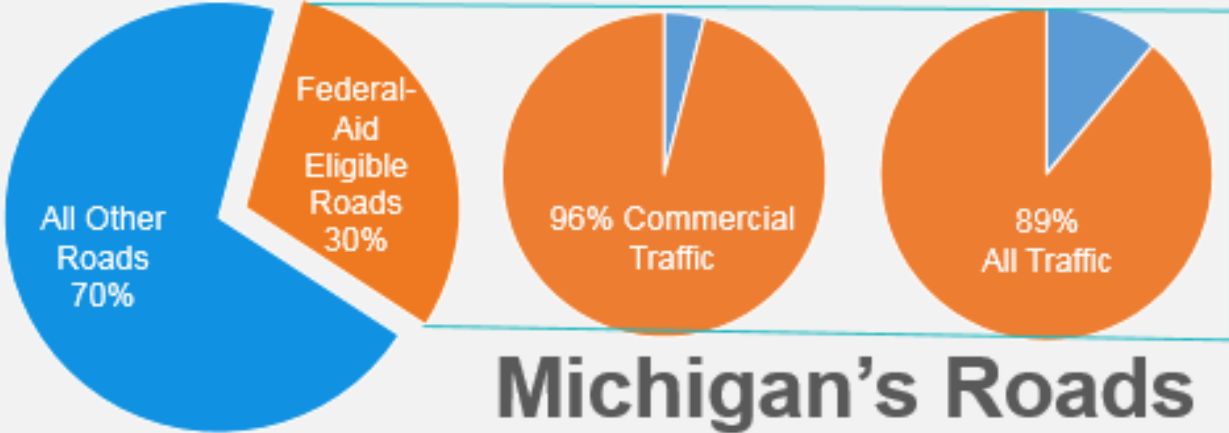
When To Call MDOT



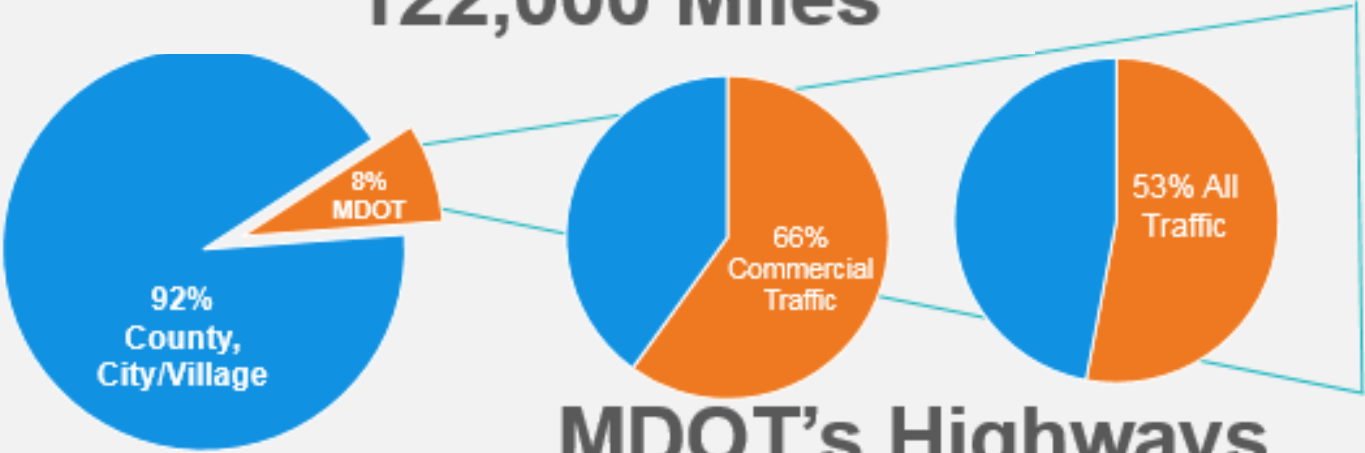
- 9,668 route miles of “I,” “M,” & “U.S.” routes
- 4,773 bridges on state routes
- 665 miles of rail
- 4 state owned airports
- 85 roadside parks
- 78 rest areas
- 135 miles of passenger rail
- Over 50 miles of bikeways, 3,168 miles paved shoulders, 3 U.S. Bike Routes

MDOT’s I, US & M routes carry 50% of all traffic & 65% of commercial traffic.

Michigan's Road Network



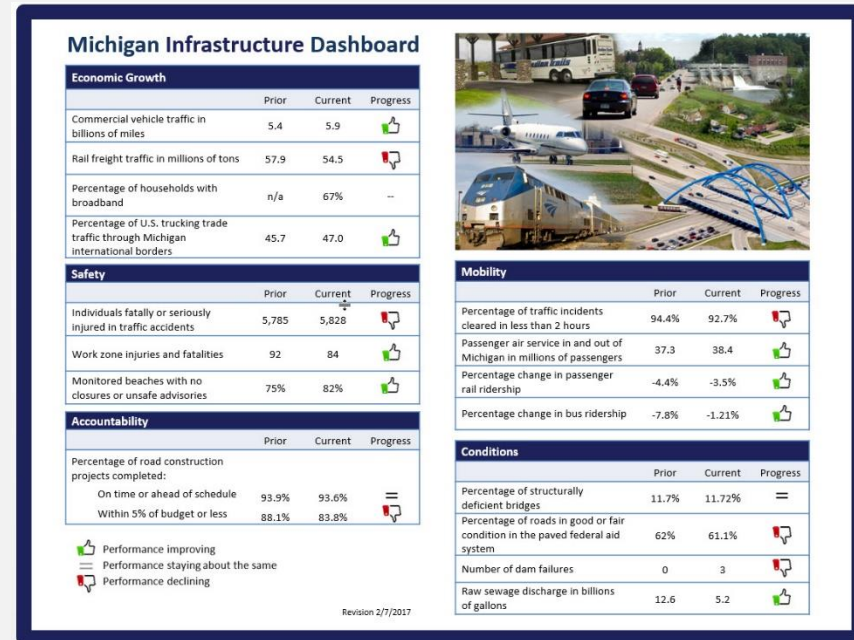
**Michigan's Roads
122,000 Miles**



**MDOT's Highways
9,668 Miles**

Measuring Performance

- Michigan Dashboard
- Infrastructure Dashboard
- MDOT's Scorecard
- MDOT System Measures
- Asset Management Council
- FHWA Stewardship Agreement



For More Information:
www.michigan.gov/midashboard
www.michigan.gov/mdot

2017 Performance Excellence Plan

Provides an overview of strategies, goals, performance measures, & initiatives MDOT will focus on to ensure effectiveness & efficiency of operations.



Performance Excellence Plan

Fiscal Year Beginning October 1, 2016

[Performance Excellence Plan](#)

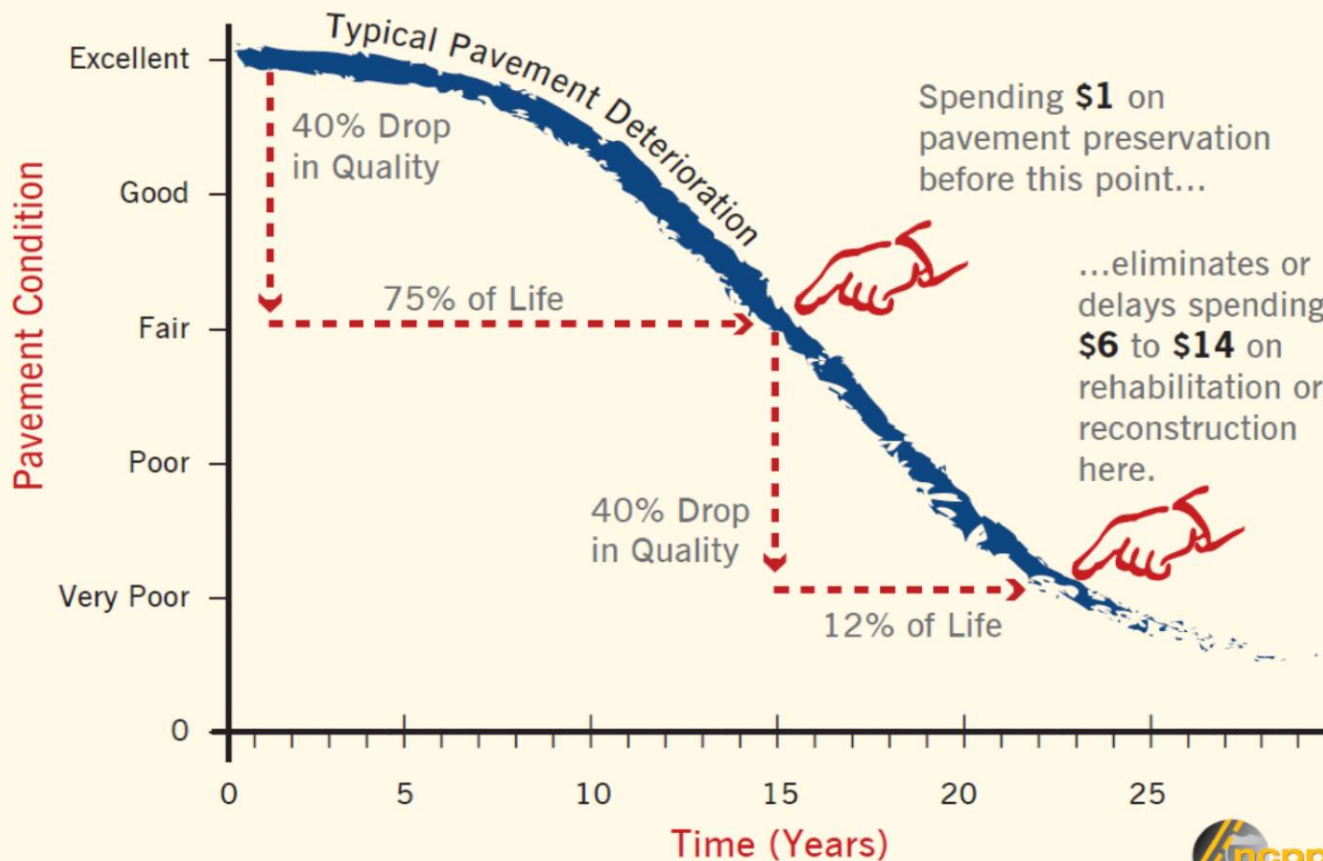
Saving Money

- Over \$596.5 million saved through efficiencies & innovations from 2010-2015
 - Asset management
 - Energy efficiency
 - Safety
 - Performance measures
 - Construction warranties
 - Innovative contracts
 - Innovative finance
 - New technologies
 - Partnerships



Michigan is a Pioneer in Asset Management

PAVEMENT PRESERVATION IS COST EFFECTIVE



Leaner & Smarter

- Leveraging Partnerships
 - Contractors/Consultants
 - University Research
 - Local Agencies
 - Other State Agencies
 - Other States/Provinces



Michigan is a Transportation Leader

- Nationally recognized
 - Asset management
 - Context-sensitive solutions process
 - Performance measurement
 - Received 37 national awards since 2010



Michigan is a Transportation Innovator

- Performance warranties
- e-Construction
- Accelerated Bridge Construction
- Carbon Fiber Reinforcement
- Diverging Diamond Interchanges
- Innovative Materials
- MiBridge Bridge Inspection/Management system



Automotive Mobility Innovation

SENATE BILL No. 998

May 23, 2016. Introduced by Senators: KOWALL, JONES, STAMAS, BRANDENBURG, WARREN, HERTZEL, SCHMIDT, MARLEAU and ANANICH and referred to the Committee on Economic Development and International Investment.

A bill to amend 1961 PA 236, entitled "Revised justice act of 1961," by amending section 2949b (MCL 600.2949b), as added by 2011 PA 251.

THE PEOPLE OF THE STATE OF MICHIGAN ENACT:

1 Sec. 2949b. (1) The manufacturer of a vehicle is not liable
2 and shall ~~not~~ be dismissed from any action for alleged damages
3 resulting from any of the following unless the defect from which
4 the damages resulted was present in the vehicle when it was
5 manufactured:

6 (a) The conversion or attempted conversion of the vehicle into
7 an automated motor vehicle by another person.

8 (b) The installation of equipment in the vehicle by another

03484 '15

THE

SENATE BILL No. 998

SENATE BILL No. 997

WARREN, KOWALL, JONES, STAMAS, BRANDENBURG, MARLEAU, HORN and ANANICH and referred to the Economic Development and International Investment.

PA 309, entitled "and 401a (MCL 257.2b and 257.601a), section 1 and section 601a as amended by 2011 PA 465a.

THE PEOPLE OF THE STATE OF MICHIGAN ENACT:

1 "AUTOMATED DRIVING SYSTEM" MEANS HARDWARE AND
2 SOFTWARE THAT IS CAPABLE OF PERFORMING ALL ASPECTS OF
3 DRIVING FOR A VEHICLE ON A PART-TIME OR FULL-TIME
4 BASIS BY A HUMAN OPERATOR, AS USED IN THIS
5 ACT.

6 "DRIVING TASK" MEANS ALL OF THE FOLLOWING, BUT
7 NOT LIMITED TO, THE OPERATION OF A VEHICLE, INCLUDING,
8 WITHOUT LIMITATION, THE OPERATION OF A VEHICLE, INCLUDING,
9 WITHOUT LIMITATION, THE OPERATION OF A VEHICLE, INCLUDING,

10 WITHOUT LIMITATION, THE OPERATION OF A VEHICLE, INCLUDING,

THE

SENATE BILL No. 997

SENATE BILL No. 996

KOWALL, JONES, STAMAS, BRANDENBURG, WARREN, MARLEAU, HORN and ANANICH and referred to the Economic Development and International Investment.

PA 309, entitled "adding section 665b.

1 "THE STATE OF MICHIGAN
2 FOR VEHICLE MANUFACTURERS MAY
3 CERTIFY TO ALL OF THE
4 FOR VEHICLE MANUFACTURERS.
5 MANUFACTURER MAY NOT PARTICIPATE
6 IN THE PARTICIPATING PLI
7 VEHICLE MANUFACTURER AND IS
8 VEHICLE MANUFACTURER AND IS
9 VEHICLE MANUFACTURER AND IS
10 VEHICLE MANUFACTURER AND IS

11 VEHICLE MANUFACTURER AND IS

12 VEHICLE MANUFACTURER AND IS

13 VEHICLE MANUFACTURER AND IS

14 VEHICLE MANUFACTURER AND IS

15 VEHICLE MANUFACTURER AND IS

16 VEHICLE MANUFACTURER AND IS

17 VEHICLE MANUFACTURER AND IS

18 VEHICLE MANUFACTURER AND IS

19 VEHICLE MANUFACTURER AND IS

20 VEHICLE MANUFACTURER AND IS

21 VEHICLE MANUFACTURER AND IS

22 VEHICLE MANUFACTURER AND IS

23 VEHICLE MANUFACTURER AND IS

24 VEHICLE MANUFACTURER AND IS

25 VEHICLE MANUFACTURER AND IS

26 VEHICLE MANUFACTURER AND IS

27 VEHICLE MANUFACTURER AND IS

28 VEHICLE MANUFACTURER AND IS

29 VEHICLE MANUFACTURER AND IS

30 VEHICLE MANUFACTURER AND IS

SENATE BILL No. 996

SENATE BILL No. 995

KOWALL, JONES, STAMAS, BRANDENBURG, WARREN, MARLEAU, HORN and ANANICH and referred to the Economic Development and International Investment.

PA 310, entitled "adding section 665b.

1 "THE STATE OF MICHIGAN
2 FOR VEHICLE MANUFACTURERS MAY
3 CERTIFY TO ALL OF THE
4 FOR VEHICLE MANUFACTURERS.
5 MANUFACTURER MAY NOT PARTICIPATE
6 IN THE PARTICIPATING PLI
7 VEHICLE MANUFACTURER AND IS
8 VEHICLE MANUFACTURER AND IS
9 VEHICLE MANUFACTURER AND IS
10 VEHICLE MANUFACTURER AND IS

11 VEHICLE MANUFACTURER AND IS

12 VEHICLE MANUFACTURER AND IS

13 VEHICLE MANUFACTURER AND IS

14 VEHICLE MANUFACTURER AND IS

15 VEHICLE MANUFACTURER AND IS

16 VEHICLE MANUFACTURER AND IS

17 VEHICLE MANUFACTURER AND IS

18 VEHICLE MANUFACTURER AND IS

19 VEHICLE MANUFACTURER AND IS

20 VEHICLE MANUFACTURER AND IS

21 VEHICLE MANUFACTURER AND IS

22 VEHICLE MANUFACTURER AND IS

23 VEHICLE MANUFACTURER AND IS

24 VEHICLE MANUFACTURER AND IS

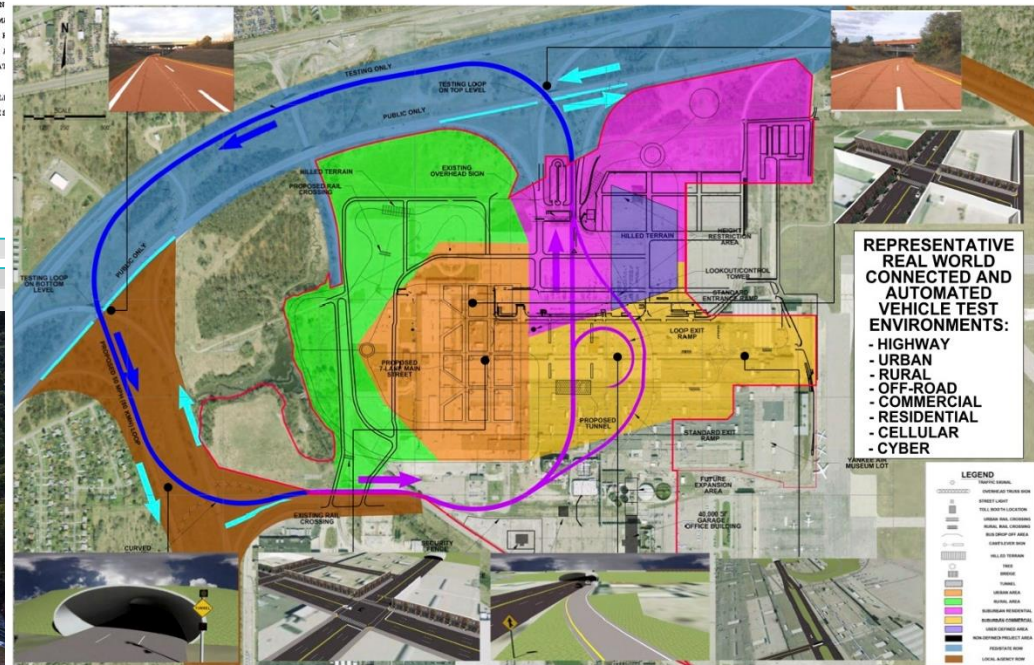
25 VEHICLE MANUFACTURER AND IS

26 VEHICLE MANUFACTURER AND IS

27 VEHICLE MANUFACTURER AND IS

28 VEHICLE MANUFACTURER AND IS

29 VEHICLE MANUFACTURER AND IS



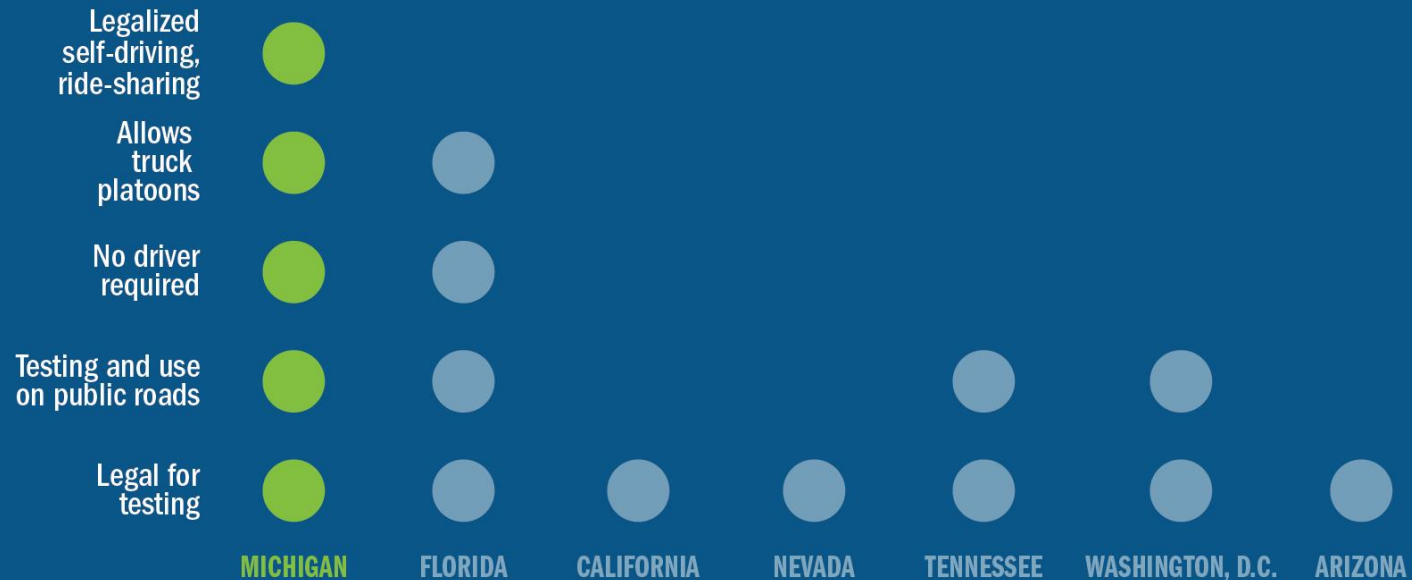
DRAFT SITE LAYOUT - AMERICAN CENTER FOR MOBILITY

YPSILANTI TWP, MICHIGAN



National AV Leader

MICHIGAN LEADS THE NATION IN POLICIES THAT CLEAR THE ROAD FOR AUTONOMOUS VEHICLES



Local Collaboration

- Context Sensitive Solutions
- Nonmotorized trail network
- Local Complete Streets policies
 - MDOT facilitating community needs
 - CSS responding to community needs
- National Association of City Transportation Officials (NACTO) guidelines
- Trunkline Main Streets



MDOT 2016 Year in Review



Where do we stand?

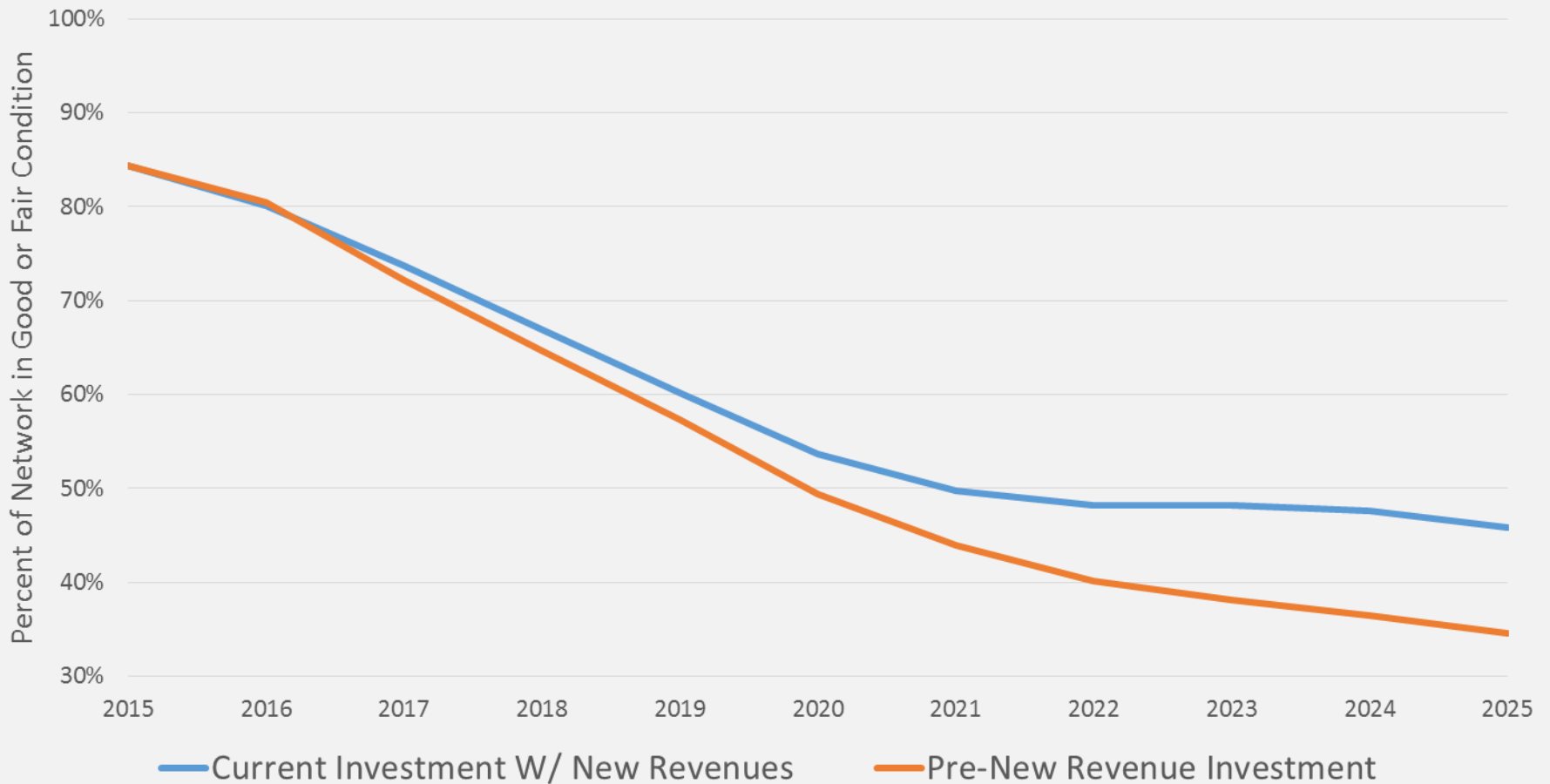
State Trunkline Condition

Year	% Good/Fair Condition
2010	91%
2011	89%
2012	87%
2013	86%
2014	85%
2015	84%

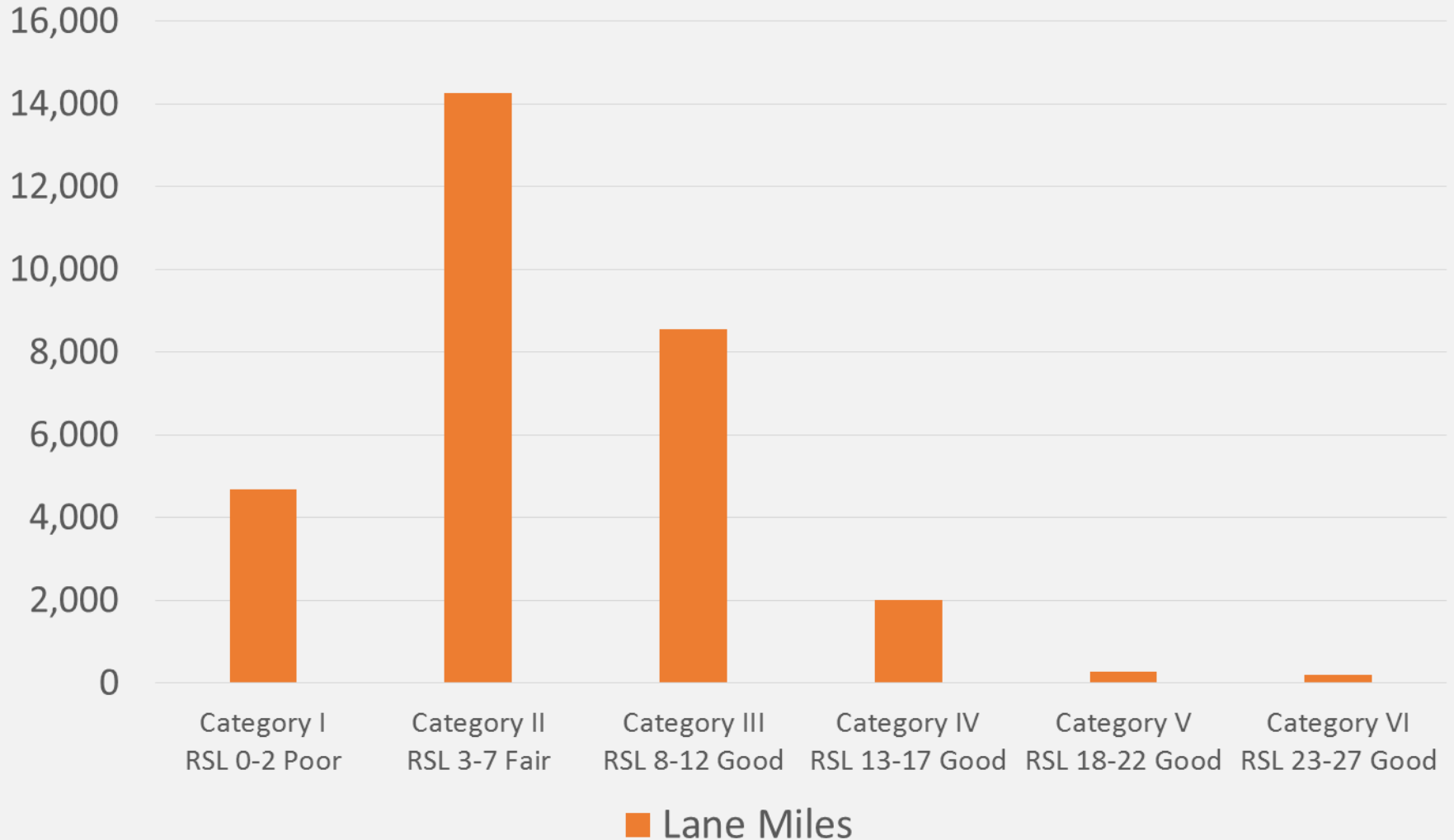


MDOT State Highway Projected Pavement Condition; Current Investment (Including New Revenue)

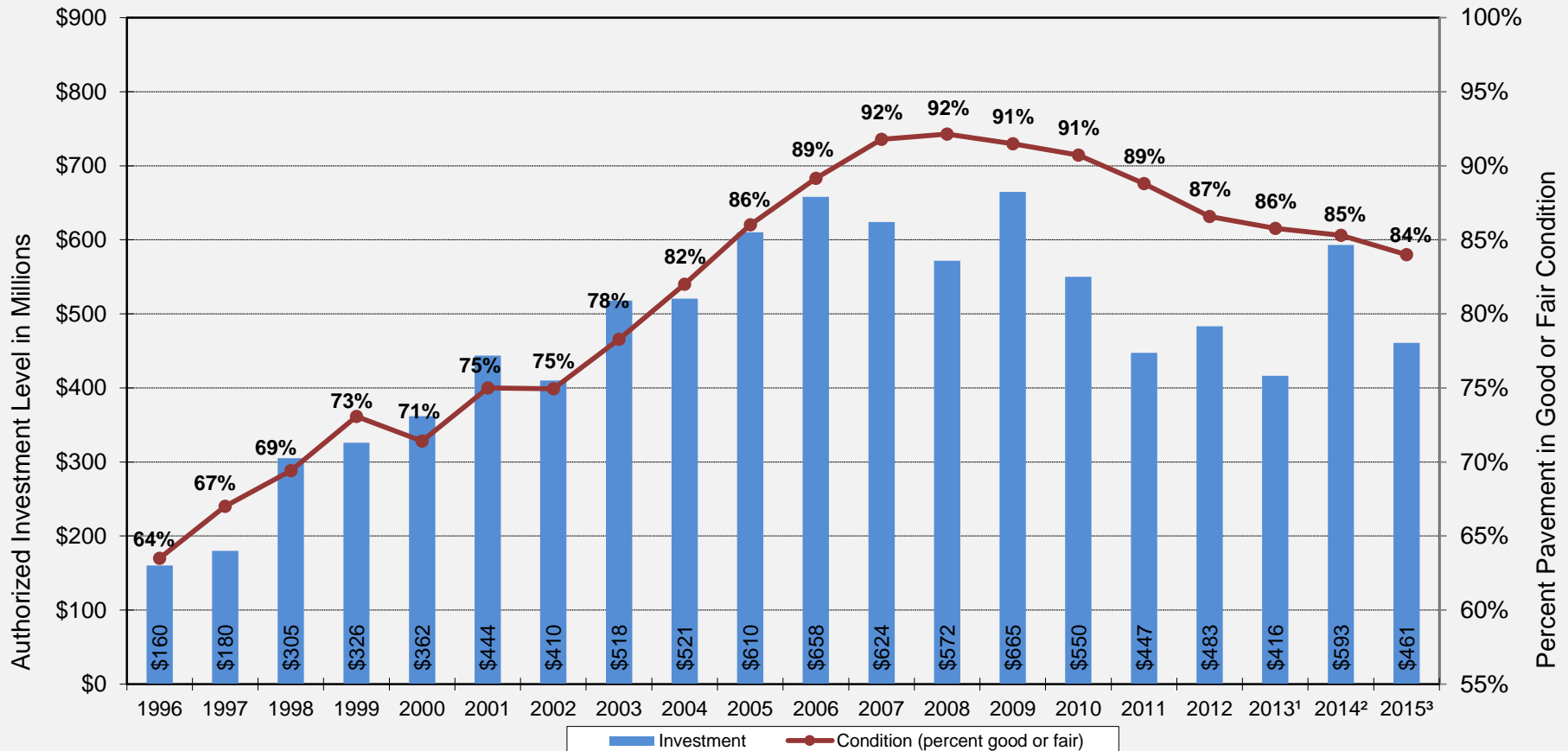
2015-2025



2015 MDOT Highway Pavement Condition by Lane Miles



MDOT Pavement Only Program Investment Vs. Pavement Condition

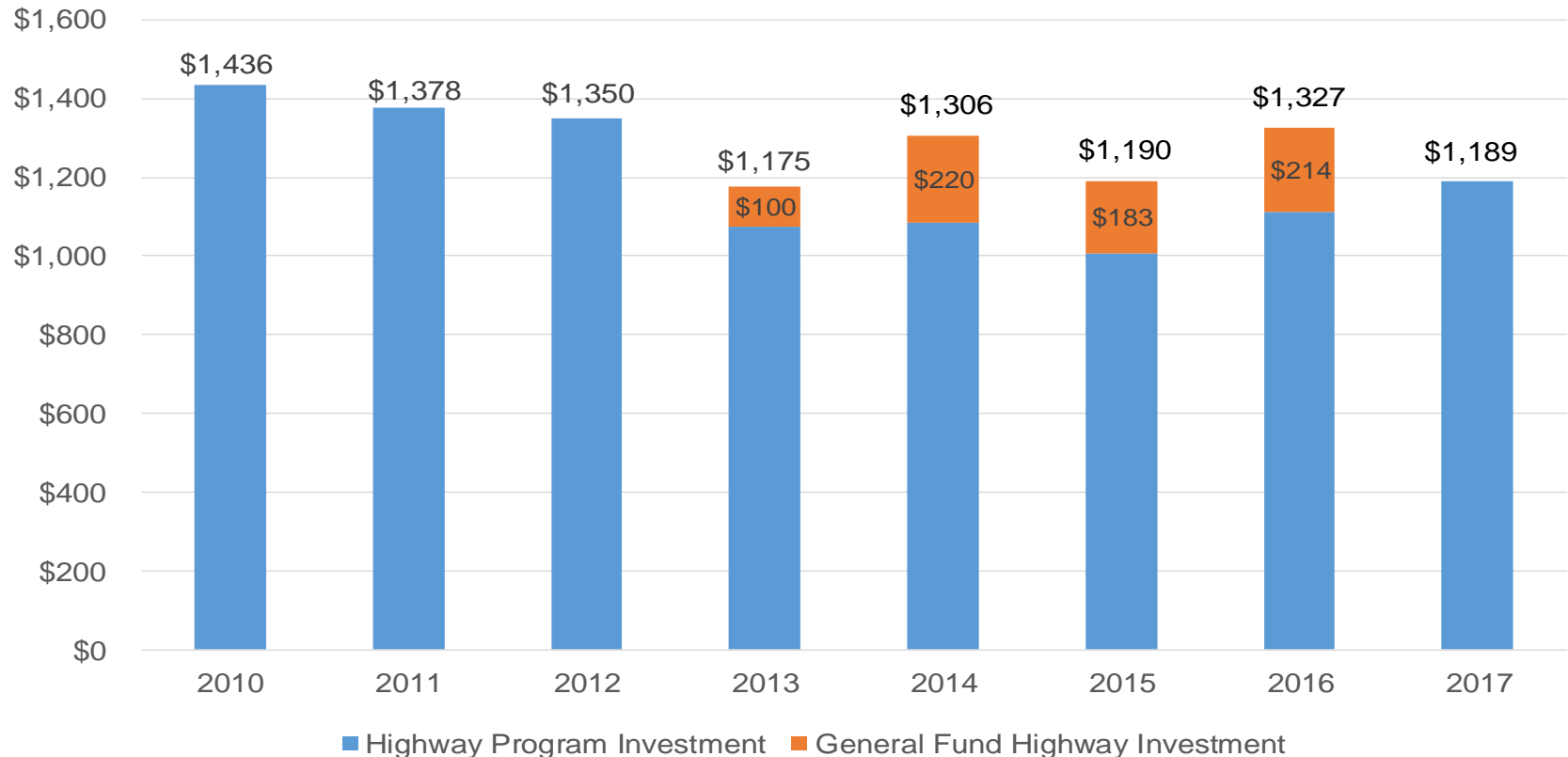


¹Due to a change in reporting requirements, \$60 M in work on trunkline pavement was reported in FY2012 but not built until FY2013.

²2014 investment includes \$48 M of additional general fund state revenue. See Finance spreadsheet: FY2014 One Time Revenue Report.

³2015 investment includes \$32M of additional general fund state revenue.

MDOT Highway Capital Program Investment



Transportation Funding

(Reflects 1st year estimates of state revenue increase)

Approximate Annual MTF Revenue Fiscal 2017	
State Road-User Fees	
Vehicle registration taxes	\$1,189
Gasoline taxes	\$1,086
Diesel fuel taxes	\$218
Other	\$42
Total State Revenue	\$2,535
Federal-Aid for roads	\$1,085

Transportation Funding

(Reflects 1st year estimates of state revenue increase)

Transportation Distribution Fiscal 2017

State Restricted Funds

State highways	\$874 M
----------------	---------

Local roads	\$1,351 M
-------------	-----------

Public transportation	\$223 M
-----------------------	---------

Federal-Aid for Roads

State highways (75%)	\$814 M
----------------------	---------

Local roads (25%)	\$271 M
-------------------	---------

Transportation Bonding

- Constitution allows pledging MTF revenue for bonds – not general obligation of the state
- State Transportation Commission authorizes each bond issue with notice to legislature
- Bonding can only be used for capital projects on the bond project list
- Debt service based restricted transportation revenue is limited to:
 - 50% based on the Constitution and 25% based on Commission Policy

Outstanding Debt is \$1.578B

- CTF - \$115M
- STF – \$846M
- GARVEE - \$617M
- FY 17 Debt Service is \$238M

Michigan Transportation Fund

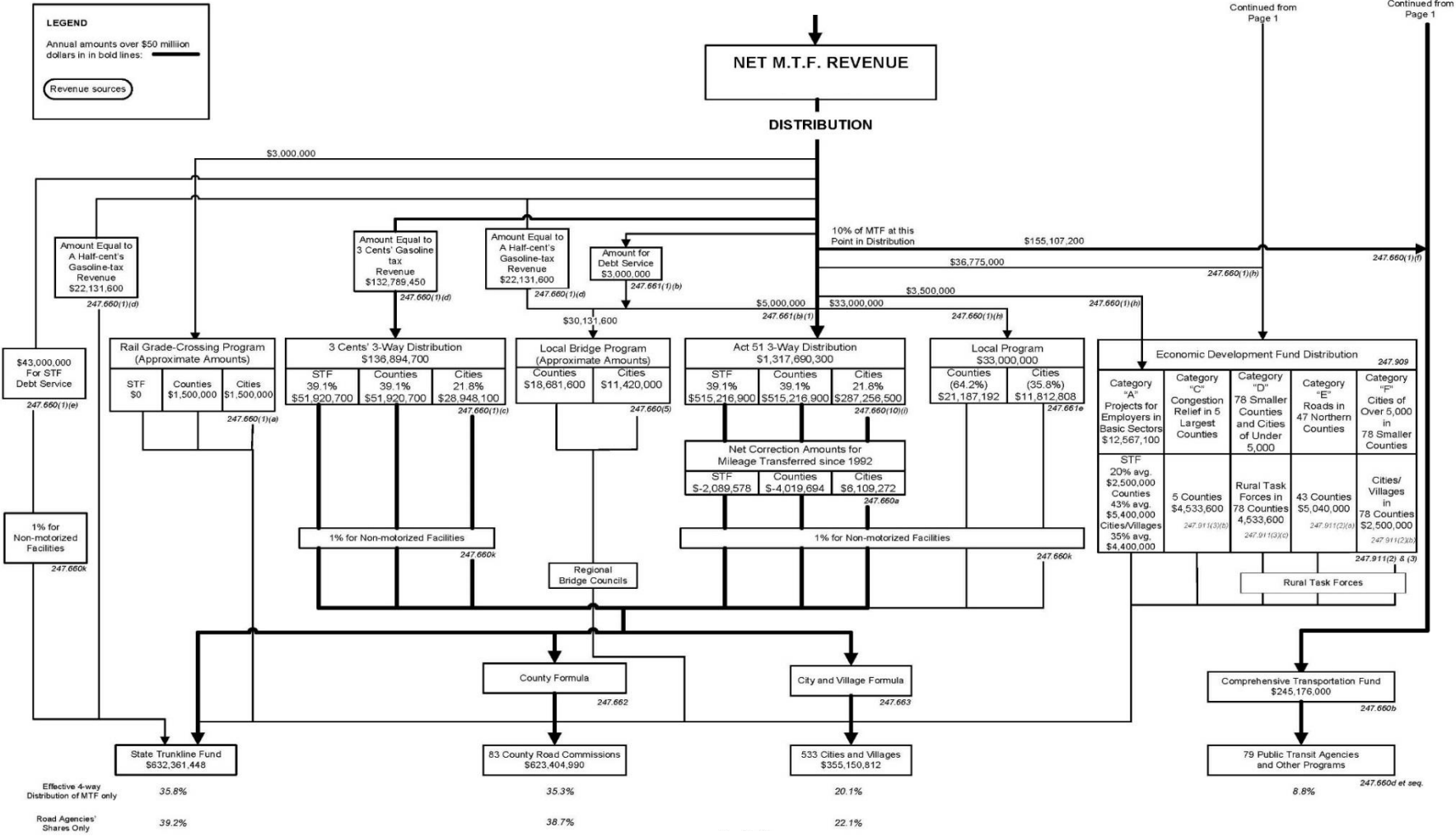
LEGEND

Annual amounts over \$50 million dollars in in bold lines: **_____**

Revenue sources: **○**

NET M.T.F. REVENUE

DISTRIBUTION



Continued from Page 1


Continued from Page 1

Effective 4-way Distribution of MTF only

Road Agencies' Shares Only

247.660d et seq.

State Revenue Package

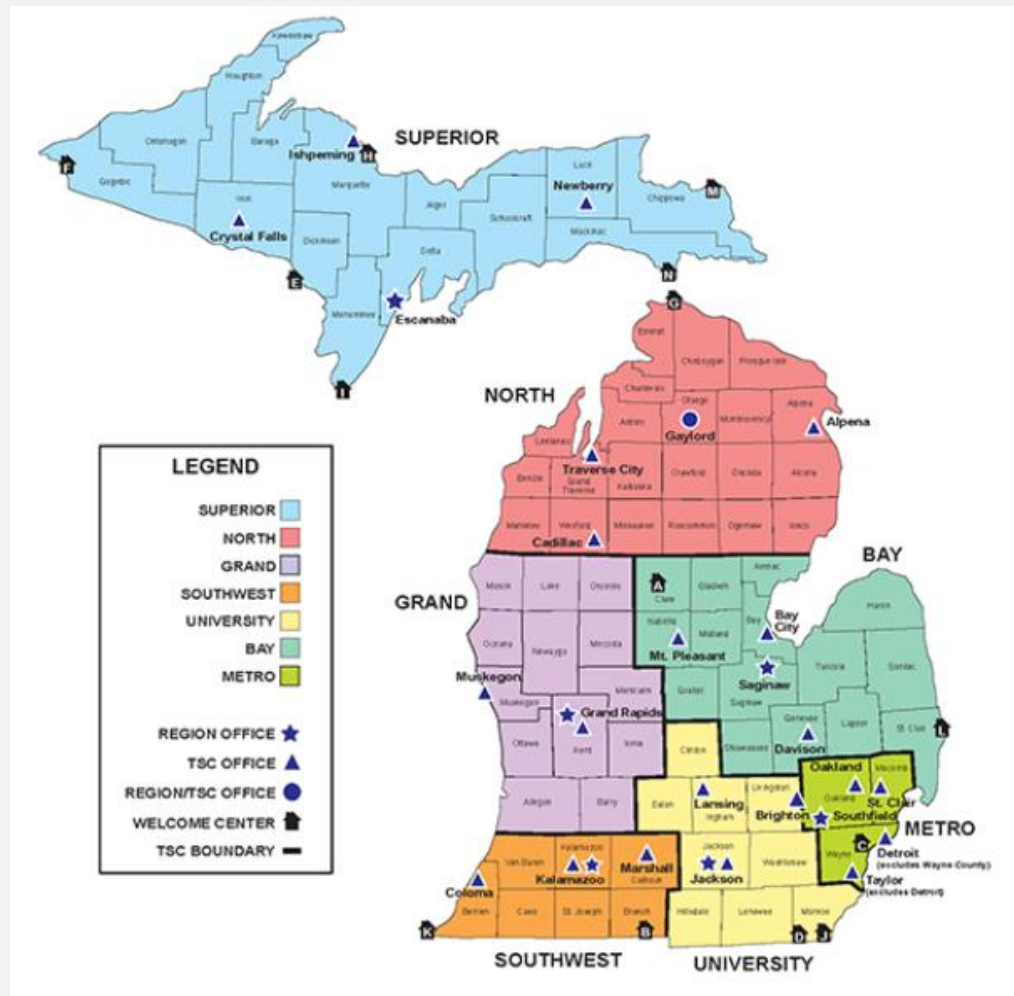


- Beginning in January 2017:
 - \$317 M in additional fuel tax revenues
 - Gasoline & diesel fuel tax rises to 26.3¢ (diesel parity)
 - 20% increase in vehicle registration fees totaling \$148 M
- Beginning in October 2019: General Funds appropriated for transportation & distributed through Act 51 formula for road agencies (60% to local agencies & 40% to MDOT):
 - 2019: \$150 M
 - 2020: \$325 M
 - 2021: \$600 M
- Beginning in 2022, fuel tax will be indexed, rising in proportion to increases in Consumer Price Index, or 5%, whichever is less

State Revenue Package Non-Monetary Provisions

- Administrative Expenses: MDOT administrative expenses limited to 8% of budget
- Pavement Warranties: Projects over \$2 million
- Competitive Bidding: All agencies required to competitively bid projects more than \$100,000
- Longer-lived Pavements: MDOT reported on constructing longer-lived pavements; completed report can be found at: https://www.michigan.gov/documents/mdot/RoadsInnovationTaskForceReport_515824_7.pdf
 - SB 879 passed as result changing threshold for lifecycle cost analysis

We're positioned to serve . . .



www.michigan.gov/mdot

We're here to help...

Lansing Office

425 W. Ottawa
Lansing, MI 48933
Phone: 517-373-2114

Bay Region Office

5859 Sherman Road
Saginaw, MI 48604
Phone: 989-754-7443

Grand Region Office

1420 Front Ave., N.W.
Grand Rapids, MI 49504
Phone: 616-451-3091

Metro Region Office

18101 W. Nine Mile Road
Southfield, MI 48075
Phone: 248-483-5100

North Region Office

1088 M-32 East
Gaylord, MI 49735
Phone: 989-731-5090

Southwest Region Office

1501 E. Kilgore Road
Kalamazoo, MI 49001
Phone: 269-337-3900

Superior Region Office

1818 Third Ave. North
Escanaba, MI 49829
Phone: 906-786-1800

University Region Office

4701 W. Michigan Ave.
Jackson, MI 49201
Phone: 517-750-0401

Other Resources

- www.michigan.gov/mdot
- **Facebook**:
www.facebook.com/MichiganDOT
- **Twitter**: Statewide -
www.twitter.com/MichiganDOT
- **YouTube**: www.youtube.com/MichiganDOT

The Facebook logo, consisting of the word "facebook" in white lowercase letters on a dark blue rectangular background.

facebook®

The Twitter logo, featuring the word "twitter" in a light blue, rounded, lowercase font with a white outline, set against a light blue rectangular background.

twitter

The YouTube logo, with the word "You" in black and "Tube" in white, both in a bold sans-serif font, set against a red rounded rectangular background.

You Tube

Questions?

